



US009181474B2

(12) **United States Patent**
Kim et al.

(10) **Patent No.:** **US 9,181,474 B2**
(45) **Date of Patent:** **Nov. 10, 2015**

(54) **AMINE-BASED COMPOUND AND ORGANIC LIGHT-EMITTING DIODE INCLUDING THE SAME**

(75) Inventors: **Young-Kook Kim**, Yongin (KR); **Seok-Hwan Hwang**, Yongin (KR); **Hye-Jin Jung**, Yongin (KR); **Jin-O Lim**, Yongin (KR); **Sang-Hyun Han**, Yongin (KR); **Eun-Jae Jeong**, Yongin (KR); **Soo-Yon Kim**, Yongin (KR); **Jun-Ha Park**, Yongin (KR); **Eun-Young Lee**, Yongin (KR); **Jong-Hyuk Lee**, Yongin (KR)

(73) Assignee: **Samsung Display Co., Ltd.**, Yongin, Gyeonggi-Do (KR)

(*) Notice: Subject to any disclaimer, the term of this patent is extended or adjusted under 35 U.S.C. 154(b) by 423 days.

(21) Appl. No.: **13/598,489**

(22) Filed: **Aug. 29, 2012**

(65) **Prior Publication Data**

US 2013/0200338 A1 Aug. 8, 2013

(30) **Foreign Application Priority Data**

Feb. 7, 2012 (KR) 10-2012-0012532
Jun. 8, 2012 (KR) 10-2012-0061676

(51) **Int. Cl.**

H01L 51/50 (2006.01)
C09K 11/06 (2006.01)
H05B 33/10 (2006.01)
C07D 213/74 (2006.01)
C07C 255/58 (2006.01)

(Continued)

(52) **U.S. Cl.**

CPC **C09K 11/06** (2013.01); **C07C 211/56** (2013.01); **C07C 211/59** (2013.01); **C07C**

211/61 (2013.01); **C07C 217/92** (2013.01); **C07C 255/58** (2013.01); **C07D 209/88** (2013.01); **C07D 213/36** (2013.01); **C07D 213/74** (2013.01); **C07D 307/91** (2013.01); **C07D 333/76** (2013.01); **C07F 7/0809** (2013.01); **H01L 51/006** (2013.01); **H05B 33/10** (2013.01); **C07C 2103/18** (2013.01); **C07C 2103/24** (2013.01); **C07C 2103/26** (2013.01); **C07C 2103/50** (2013.01); **C09K 2211/1007** (2013.01); **C09K 2211/1011** (2013.01); **C09K 2211/1014** (2013.01); **H01L 51/0058** (2013.01); **H01L 51/0081** (2013.01)

(58) **Field of Classification Search**

None

See application file for complete search history.

(56) **References Cited**

U.S. PATENT DOCUMENTS

5,645,948 A 7/1997 Shi et al.
5,935,721 A 8/1999 Shi et al.

(Continued)

FOREIGN PATENT DOCUMENTS

JP 10-017860 1/1998
JP 11-087067 3/1999

(Continued)

OTHER PUBLICATIONS

Extended European Search Report dated Apr. 29, 2013, issued in connection with European Patent Application No. 13154326.6, in 6 pages.

(Continued)

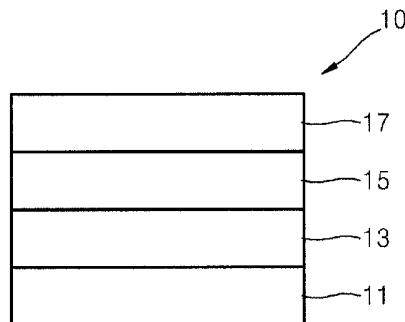
Primary Examiner — Gregory Clark

(74) *Attorney, Agent, or Firm* — Knobbe Martens Olson & Bear LLP

(57) **ABSTRACT**

An amine-based compound and an organic light-emitting diode including the amine-based compound.

20 Claims, 1 Drawing Sheet



- (51) **Int. Cl.**
C07D 333/76 (2006.01)
C07C 211/56 (2006.01)
C07C 211/59 (2006.01)
C07C 211/61 (2006.01)
C07C 217/92 (2006.01)
C07D 209/88 (2006.01)
C07D 213/36 (2006.01)
C07D 307/91 (2006.01)
C07F 7/08 (2006.01)
H01L 51/00 (2006.01)

(56) **References Cited**

U.S. PATENT DOCUMENTS

6,465,115 B2	10/2002	Shi et al.	
6,596,415 B2	7/2003	Shi et al.	
2003/0165715 A1	9/2003	Yoon et al.	
2004/0265630 A1*	12/2004	Suh et al.	428/690
2007/0205412 A1*	9/2007	Bae et al.	257/40
2010/0044681 A1	2/2010	Kim et al.	
2010/0164371 A1*	7/2010	Jeong et al.	313/504
2011/0114930 A1*	5/2011	Kim et al.	257/40
2011/0114934 A1	5/2011	Kim et al.	

FOREIGN PATENT DOCUMENTS

KR	10-0691543	3/2007
KR	10-2007-0104086 A	10/2007
KR	10-2010-0006979	1/2010
KR	10201000007143 A	1/2010
KR	10-2010-0071726 A	6/2010
KR	1020110018195 A	2/2011

OTHER PUBLICATIONS

Lee, K.H., et al. "Synthesis and Electroluminescent Properties of Blue Fluorescent Triphenylamine Substituted Anthracene Deriva-

tives for OLEDs," *Molecular Crystals and Liquid Crystals* 530: 48/[204]-55/[211].

Y.T. Tao, E. Balasubramaniam, A. Danel, B. Jarosz and P. Tomasik, Sharp green electroluminescence from 1H-pyrazolo[3,4-b]quinoline-based light-emitting diodes, *Applied Physical Letters*, (2000), pp. 1575-1577, vol. 77, American Institute of Physics.

Youichi Sakamoto, Toshiyasu Suzuki, Atsushi Miura, Hisayoshi Fujikawa, Shizuo Tokito, and Yasunori Taga, Synthesis, Characterization, and Electron-Transport Property of Perfluorinated Phenylene Dendrimers, (2000), pp. 1832-1833, vol. 122, No. 8, American Chemical Society.

Shigehiro Yamaguchi, Tomonori Endo, Manabu Uchida, Takenori Izumizawa, Kenji Furukawa, and Kohei Tamao, Diphenylamino-Substituted 2,5-Diarylsiloles for Single-Layer Organic Electroluminescent Devices, *Letters*, (2001) pp. 98-99, The Chemical Society of Japan.

Nicklas Johansson, Josef Salbeck, Jacqueline Bauer, Frank Weis-sörtel, Per Bröms, Annica Andersson, and William R. Salaneck, Solid-State Amplified Spontaneous Emission in Some Spiro-Type Molecules: A New Concept for the Design of Solid-State Lasing Molecules, *Communications*, (1998), pp. 1136-1141, vol. 10, No. 14, *Advanced Materials*.

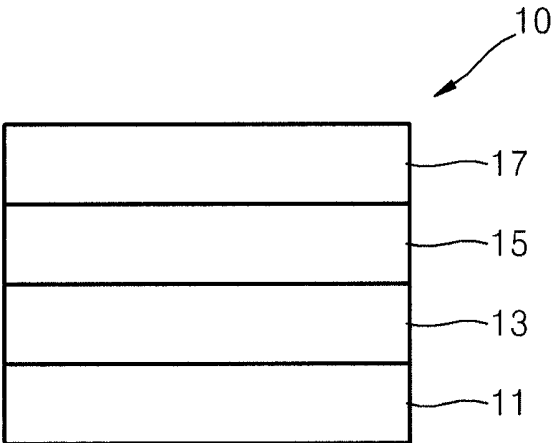
C.W. Tang and S.A. Vanslyke, Organic electroluminescent diodes, *Applied Physical Letters*, (Sep. 21, 1987), pp. 913-915, vol. 51, No. 12, American Institute of Physics.

Chihaya Adachi, Tetsuo Tsutsui and Shogo Saito, Confinement of charge carriers and molecular excitons within 5-nm-thick emitter layer in organic electroluminescent devices with a double heterostructure, *Applied Physical Letters*, (Aug. 6, 1990), pp. 531-533, vol. 57 No. 6, American Institute of Physics.

Korean Office Action dated Mar. 31, 2014, issued in connection with corresponding Korean Patent Application No. 10-2012-0061676.

Chinese Office Action dated Jul. 27, 2015, issued in corresponding Application No. 201310049362.5.

* cited by examiner



AMINE-BASED COMPOUND AND ORGANIC LIGHT-EMITTING DIODE INCLUDING THE SAME

CROSS-REFERENCE TO RELATED APPLICATIONS

This application claims the benefit of Korean Patent Application No. 10-2012-0012532, filed on Feb. 7, 2012 and Korean Patent Application No. 10-2012-0061676, filed on Jun. 8, 2012, in the Korean Intellectual Property Office, the disclosures of which is incorporated herein in their entirety by reference.

BACKGROUND

1. Field

The present embodiments relate to a compound for organic light-emitting diodes, and an organic light-emitting diode including the compound.

2. Description of the Related Technology

Organic light-emitting diodes (OLEDs), which are self-emitting diodes, have advantages such as wide viewing angles, excellent contrast, quick response, high brightness, excellent driving voltage characteristics, and can provide multicolored images.

A typical OLED has a structure including a substrate, and an anode, a hole transport layer (HTL), an emission layer (EML), an electron transport layer (ETL), and a cathode which are sequentially stacked on the substrate. In this regard, the HTL, the EML, and the ETL are organic thin films comprising organic compounds.

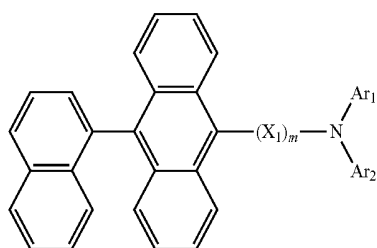
An operating principle of an OLED having the above-described structure is as follows.

When a voltage is applied between the anode and the cathode, holes injected from the anode move to the EML via the HTL, and electrons injected from the cathode move to the EML via the ETL. The holes and electrons recombine in the EML to generate excitons. When the excitons drop from an excited state to a ground state, light is emitted.

SUMMARY

The present embodiments provide an amine-based compound having a novel structure and an organic light-emitting diode including the amine-based compound.

According to an aspect of the present embodiments, there is provided an amine-based compound represented by Formula 1 below:



Formula 1

wherein, in Formula 1, Ar_1 and Ar_2 are each independently a substituted or unsubstituted C_6-C_{60} aryl group or a substituted or unsubstituted C_2-C_{60} heteroaryl group;

X_1 is a substituted or unsubstituted C_6-C_{60} arylene group or a substituted or unsubstituted C_2-C_{60} heteroarylene group;

m is an integer from 1 to 5; and

at least one substituent of each of the substituted C_6-C_{60} aryl group, the substituted C_2-C_{60} heteroaryl group, the substituted C_6-C_{60} arylene group, and the substituted C_2-C_{60} heteroarylene group is one of a deuterium atom; —F; —Cl; —Br; —I; —CN; a hydroxyl group; —NO₂; an amino group; an amidino group; hydrazine; hydrazone; a carboxyl group or a salt thereof; a sulfonic acid group or a salt thereof; a phosphoric acid or a salt thereof; a tri(C_6-C_{60} aryl)silyl group; a C_1-C_{60} alkyl group, a C_1-C_{60} alkoxy group, a C_2-C_{60} alkenyl group, a C_2-C_{60} alkynyl group; a C_1-C_{60} alkyl group, a C_1-C_{60} alkoxy group, a C_2-C_{60} alkenyl group and a C_2-C_{60} alkynyl group that is substituted with at least one of a deuterium atom, —F, —Cl, —Br, —I, —CN, a hydroxyl group, —NO₂, an amino group, an amidino group, hydrazine, hydrazone, a carboxyl group or a salt thereof, a sulfonic acid group or a salt thereof, a phosphoric acid or a salt thereof; a C_3-C_{60} cycloalkyl group, a C_3-C_{60} cycloalkenyl group, a C_6-C_{60} aryl group, a C_2-C_{60} heteroaryl group, a C_6-C_{60} aralkyl group, a C_6-C_{60} aryloxy group, a C_6-C_{60} arylthiol group; a C_3-C_{60} cycloalkyl group, a C_3-C_{60} cycloalkenyl group, a C_6-C_{60} aryl group, a C_2-C_{60} heteroaryl group, a C_6-C_{60} aralkyl group, a C_6-C_{60} aryloxy group, and a C_6-C_{60} arylthiol group that is substituted with at least one of a deuterium atom, —F, —Cl, —Br, —I, —CN, a hydroxyl group, —NO₂, an amino group, an amidino group, hydrazine, hydrazone, a carboxyl group or a salt thereof, a sulfonic acid group or a salt thereof, a phosphoric acid or a salt thereof, a C_1-C_{60} alkyl group, a C_1-C_{60} alkoxy group substituted with at least one fluorine (F), a C_1-C_{60} alkoxy group, a C_2-C_{60} alkenyl group, a C_2-C_{60} alkynyl group, a C_6-C_{60} aryl group and a C_2-C_{60} heteroaryl group,

wherein at least one of Ar_1 and Ar_2 is a C_6-C_{60} aryl group substituted with at least one electron withdrawing group selected from the group consisting of —F; —CN; —NO₂; a C_1-C_{60} alkyl group substituted with at least one —F; a C_2-C_{60} heteroaryl group; and a C_2-C_{60} heteroaryl group substituted with at least one of a deuterium atom, —F, —Cl, —Br, —I, —CN, a hydroxyl group, —NO₂, an amino group, an amidino group, hydrazine, hydrazone, a carboxyl group or a salt thereof, a sulfonic acid group or a salt thereof, a phosphoric acid or a salt thereof, a C_1-C_{60} alkyl group, a C_1-C_{60} alkyl group substituted with at least one —F, a C_1-C_{60} alkoxy group, a C_2-C_{60} alkenyl group, a C_2-C_{60} alkynyl group, a C_6-C_{60} aryl group, and a C_2-C_{60} heteroaryl group.

According to another aspect of the present embodiments, there is provided an organic light-emitting diode comprising a first electrode, a second electrode disposed opposite to the first electrode, and an organic layer disposed between the first electrode and the second electrode, the organic layer comprising at least one of the amine-based compounds.

BRIEF DESCRIPTION OF THE DRAWING

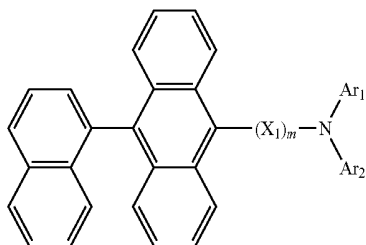
The above and other features and advantages of the present embodiments will become more apparent by describing in detail example embodiments thereof with reference to the attached drawings in which:

FIG. 1 schematically illustrates the structure of an organic light-emitting diode according to an embodiment.

DETAILED DESCRIPTION

As used herein, the term “and/or” includes any and all combinations of one or more of the associated listed items. Expressions such as “at least one of,” when preceding a list of elements, modify the entire list of elements and do not modify the individual elements of the list.

According to an aspect of the present embodiments, there is provided an amine-based compound represented by Formula 1:



Formula 1

In Formula 1 above, Ar₁ and Ar₂ are each independently a substituted or unsubstituted C₆-C₆₀ aryl group, or a substituted or unsubstituted C₂-C₆₀ heteroaryl group; and X₁ is a substituted or unsubstituted C₆-C₆₀ arylene group, or a substituted or unsubstituted C₂-C₆₀ heteroarylene group and m is an integer from 1 to 5.

At least one substituent of each of the substituted C₆-C₆₀ aryl group, the substituted C₂-C₆₀ heteroaryl group, the substituted C₆-C₆₀ arylene group, and the substituted C₂-C₆₀ heteroarylene group may be one of a deuterium atom; —F; —Cl; —Br; —I; —CN; a hydroxyl group; —NO₂; an amino group; an amidino group; hydrazine; hydrazone; a carboxyl group or a salt thereof; a sulfonic acid group or a salt thereof; a phosphoric acid or a salt thereof; a tri(C₆-C₆₀aryl)silyl group; a C₁-C₆₀ alkyl group, a C₁-C₆₀ alkoxy group, a C₂-C₆₀ alkenyl group, and a C₂-C₆₀ alkynyl group; a C₁-C₆₀ alkyl group, a C₁-C₆₀ alkoxy group, a C₂-C₆₀ alkenyl group and a C₂-C₆₀ alkynyl group that is substituted with at least one of a deuterium atom, —F, —Cl, —Br, —I, —CN, a hydroxyl group, —NO₂, an amino group, an amidino group, hydrazine, hydrazone, a carboxyl group or a salt thereof, a sulfonic acid group or a salt thereof, a phosphoric acid or a salt thereof; a C₃-C₆₀ cycloalkyl group, a C₃-C₆₀ cycloalkenyl group, a C₆-C₆₀ aryl group, a C₂-C₆₀ heteroaryl group, a C₆-C₆₀ aralkyl group, a C₆-C₆₀ aryloxy group, a C₆-C₆₀ arylthiol group; a C₃-C₆₀ cycloalkyl group, a C₃-C₆₀ cycloalkenyl group, a C₆-C₆₀ aryl group, a C₂-C₆₀ heteroaryl group, a C₆-C₆₀ aralkyl group, a C₆-C₆₀ aryloxy group, and a C₆-C₆₀ arylthiol group that is substituted with at least one of a deuterium atom, —F, —Cl, —Br, —I, —CN, a hydroxyl group, —NO₂, an amino group, an amidino group, hydrazine, hydrazone, a carboxyl group or a salt thereof, a sulfonic acid group or a salt thereof, a phosphoric acid or a salt thereof, a C₁-C₆₀ alkyl group, a C₁-C₆₀ alkyl group substituted with at least one fluorine (F), a C₁-C₆₀ alkoxy group, a C₂-C₆₀ alkenyl group, a C₂-C₆₀ alkynyl group, a C₆-C₆₀ aryl group and a C₂-C₆₀ heteroaryl group.

In Formula 1 above, at least one of Ar₁ and Ar₂ is a C₆-C₆₀ aryl group substituted with at least one electron withdrawing group selected from the group consisting of —F; —CN; —NO₂; a C₁-C₆₀ alkyl group substituted with at least one —F; a C₂-C₆₀ heteroaryl group; and a C₂-C₆₀ heteroaryl group substituted with at least one of a deuterium atom, —F, —Cl, —Br, —I, —CN, a hydroxyl group, —NO₂, an amino group, an amidino group, hydrazine, hydrazone, a carboxyl group or a salt thereof, a sulfonic acid group or a salt thereof, a phosphoric acid or a salt thereof, a C₁-C₆₀ alkyl group, a C₁-C₆₀ alkyl group substituted with at least one —F, a C₁-C₆₀ alkoxy group, a C₂-C₆₀ alkenyl group, a C₂-C₆₀ alkynyl group, a C₆-C₆₀ aryl group, and a C₂-C₆₀ heteroaryl group.

For example, the at least one electron withdrawing group may be selected from the group consisting of: —F; —CN;

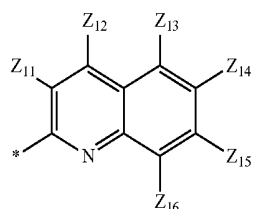
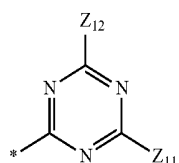
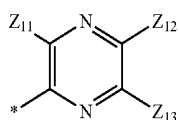
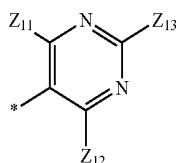
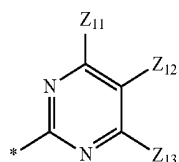
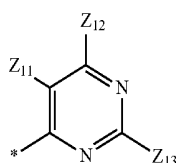
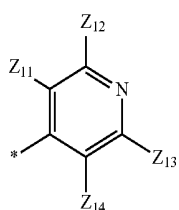
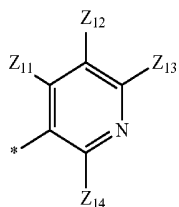
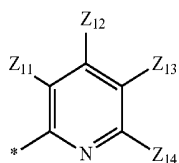
—NO₂; a C₁-C₂₀ alkyl group substituted with at least one —F; a C₂-C₂₀ heteroaryl group including a ring-forming N atom; and a C₂-C₂₀ heteroaryl group that includes a ring-forming N atom and is substituted with at least one of a deuterium atom, —F, —Cl, —Br, —I, —CN, a hydroxyl group, —NO₂, an amino group, an amidino group, hydrazine, hydrazone, a carboxyl group or a salt thereof, a sulfonic acid group or a salt thereof, phosphoric acid or a salt thereof, a C₁-C₂₀ alkyl group, a C₁-C₂₀ alkyl group substituted with at least one —F, a C₁-C₂₀ alkoxy group, a C₆-C₂₀ aryl group, and a C₂-C₂₀ heteroaryl group.

In some embodiments, the at least one electron withdrawing group in Formula 1 may be selected from the group consisting of —F; —CN; a C₁-C₂₀ alkyl group substituted with at least one —F; a pyrrolyl group, a pyrazolyl group, an imidazolyl group, an imidazolynyl group, an imidazopyridinyl group, an imidazopyrimidinyl group, a pyridinyl group, a pyrazinyl group, a pyrimidinyl group, a benzoimidazolyl group, an indolyl group, a purinyl group, a quinolinyl group, an isoquinolinyl group, a phthalazinyl group, an indolizynyl group, a quinazolinyl group, a cinnolinyl group, an indazolyl group, a carbazolyl group, a phenazinyl group, a phenanthridinyl group, a triazinyl group, a pyridazinyl group, a triazolyl group, and a tetrazolyl; and a pyrrolyl group, a pyrazolyl group, an imidazolyl group, an imidazolynyl group, an imidazopyridinyl group, imidazopyrimidinyl, pyridinyl, pyrazinyl, pyrimidinyl, benzoimidazolyl, indolyl, purinyl, quinolinyl, isoquinolinyl, phthalazinyl, indolizynyl, quinazolinyl, cinolinyl, indazolyl, carbazolyl, phenazinyl, phenanthridinyl, triazinyl, pyridazinyl, triazolyl, and a tetrazolyl group that is substituted with at least one of a deuterium atom, —F, —Br, —I, —CN, a hydroxyl group, —NO₂, an amino group, an amidino group, hydrazine, hydrazone, a carboxyl group or a salt thereof, a sulfonic acid group or a salt thereof, a phosphoric acid or a salt thereof, a C₁-C₂₀ alkyl group, a C₁-C₂₀ alkoxy group, a C₁-C₂₀ alkyl group substituted with at least one —F, a C₁-C₂₀ alkoxy group, a phenyl group, a naphthyl group, an anthryl group, a phenanthrenyl group, a pyrenyl group, a pyridinyl group, a triazinyl group and a carbazolyl group.

For example, the at least one electron withdrawing group in Formula 1 above may be selected from, but are not limited to, the group consisting of: —F; —CN; a C₁-C₂₀ alkyl group substituted with at least one —F; a pyridinyl group, a pyrazinyl group, a pyrimidinyl group, a quinolinyl group, an isoquinolinyl group, a quinazolinyl group, a triazinyl group, a benzoimidazolyl group; a pyridinyl group, a pyrazinyl group, a pyrimidinyl group, a quinolinyl group, an isoquinolinyl group, a quinazolinyl group, a triazinyl group, a benzoimidazolyl group, and a carbazolyl group that is substituted with at least one of a deuterium atom, —F, —Br, —I, —CN, a hydroxyl group, —NO₂, an amino group, an amidino group, hydrazine, hydrazone, a carboxyl group or a salt thereof, a sulfonic acid group or a salt thereof, phosphoric acid or a salt thereof, a C₁-C₂₀ alkyl group, a C₁-C₂₀ alkyl group substituted with at least one —F, a C₁-C₂₀ alkoxy group, a phenyl group, a naphthyl group, an anthryl group, a phenanthrenyl group, a pyrenyl group, a pyridinyl group, a triazinyl group, and a carbazolyl group.

In some embodiments, the at least one electron withdrawing group in Formula 1 above may be selected from the group consisting of —F; —CN; —CH₂F; —CHF₂; —CF₃; and groups represented by Formulae 2(1) to 2(14) below:

5

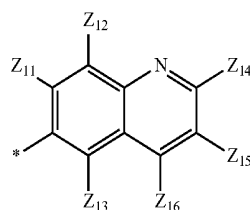


6

-continued

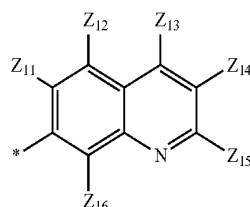
Formula 2(1)

5



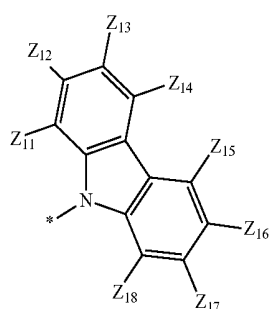
Formula 2(2)

10



Formula 2(3)

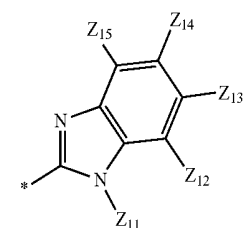
20



Formula 2(4)

25

30

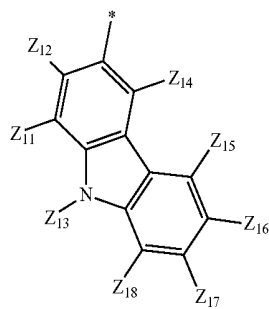


Formula 2(5)

35

Formula 2(6)

40



Formula 2(7)

50

Formula 2(8)

Formula 2(9)

55

60

65

Formula 2(10)

Formula 2(11)

Formula 2(12)

Formula 2(13)

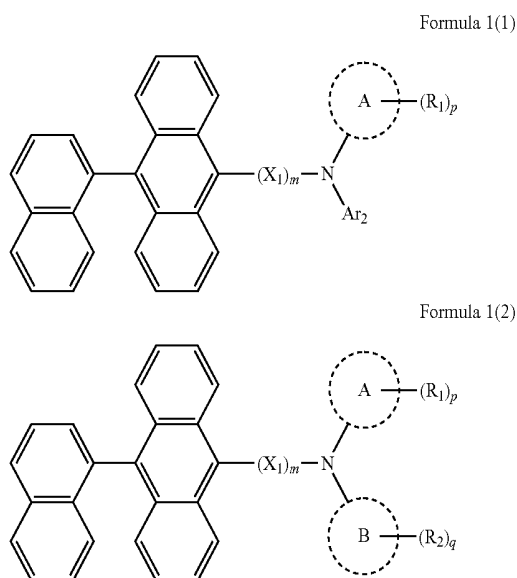
Formula 2(14)

In Formulae 2(1) to 2(14) above, Z_{11} to Z_{18} may be each independently a hydrogen atom, a deuterium atom, —F, —Cl, —Br, —I, —CN, a hydroxyl group, —NO₂, an amino group, an amidino group, hydrazine, hydrazone, a carboxyl group or a salt thereof, a sulfonic acid group or a salt thereof, phosphoric acid or a salt thereof, a C₁-C₂₀ alkyl group, a C₁-C₂₀ alkyl group substituted with at least one —F, a C₁-C₂₀ alkoxy group, a phenyl group, a naphthyl group, an anthryl group, a phenanthrenyl group, a pyrenyl group, a pyridinyl group, a triazinyl group, or a carbazolyl group.

For example, Z_{11} to Z_{18} in Formulae 2(1) to 2(14) above may be each independently a hydrogen atom, a deuterium atom, —F, —Cl, —Br, —I, —CN, a hydroxyl group, —NO₂, an amino group, an amidino group, hydrazine, hydrazone, a carboxyl group or a salt thereof, a sulfonate group or a salt thereof, a phosphoric acid or a salt thereof, a methyl group, an

ethyl group, a propyl group, a butyl group, a pentyl group, a methoxy group, an ethoxy group, a propoxy group, a butoxy group, a pentoxy group, a phenyl group, a naphthyl group, an anthryl group, a phenanthrenyl group, a pyrenyl group, a pyridinyl group, a triazinyl group, or a carbazolyl group, but are not limited thereto.

At least one of Ar_1 and Ar_2 in the amine-based compound of Formula 1 above is a C_6 - C_{60} aryl group substituted with at least one of the above electron withdrawing groups. Accordingly, the amine-based compound may be represented by Formula 1(1) or Formula 1(2) below:



In Formula 1(1) above, Ar_2 is a substituted or unsubstituted C_6 - C_{20} aryl group, or a substituted or unsubstituted C_2 - C_{20} heteroaryl group. In Formulas 1(1) and 1(2) above, the A and B rings are each independently a substituted C_6 - C_{20} aryl group; R_1 and R_2 are each independently an electron withdrawing group selected from the group consisting of: —F; —CN; —NO₂; a C_1 - C_{60} alkyl group substituted with at least one —F; a C_2 - C_{60} heteroaryl group; and a C_2 - C_{60} heteroaryl group substituted with at least one of a deuterium atom, —F, —Cl, —Br, —I, —CN, a hydroxyl group, —NO₂, an amino group, an amidino group, hydrazine, hydrazone, a carboxyl group or a salt thereof, a sulfonic acid group or a salt thereof, a phosphoric acid or a salt thereof, a C_1 - C_{60} alkyl group, a C_1 - C_{60} alkyl group substituted with at least one —F, a C_1 - C_{60} alkoxy group, a C_2 - C_{60} alkenyl group, a C_2 - C_{60} alkynyl group, a C_6 - C_{60} aryl group, and a C_2 - C_{60} heteroaryl group; and p and q are each independently an integer from 1 to 9.

The electron withdrawing group in Formulae 1(1) and 1(2) are as described above, and thus a detailed description thereof will not be repeatedly herein.

For example, the amine-based compound may be represented by Formula 1(1) above, wherein at least one of p number of R_1 in Formula 1(1) may be —CN.

In some embodiments, the amine-based compound may be represented by Formula 1(2) above, wherein at least one among p number of R_1 and q number of R_2 in Formula 1(2) may be —CN.

In some embodiments, the amine-based compound may be represented by Formula 1(1) above, wherein the A ring in Formula 1(1) may be a substituted phenyl group, a substituted biphenyl group, a substituted naphthyl group, a substituted anthryl group, a substituted phenanthrenyl group, a substituted pyrenyl group, or a substituted fluorenyl group, but is not limited thereto.

In some embodiments, the amine-based compound may be represented by Formula 1(2) above, wherein the A and B rings in Formula 1(2) may be each independently a substituted phenyl group, a substituted biphenyl group, a substituted naphthyl group, a substituted anthryl group, a substituted phenanthrenyl group, a substituted pyrenyl group, or a substituted fluorenyl group.

At least one of Ar_1 and Ar_2 in Formula 1 above may be a phenyl group, a biphenyl group, a naphthyl group, an anthryl group, a phenanthrenyl group, a pyrenyl group, or a fluorenyl group that are substituted with at least one of the above-listed electron withdrawing groups.

In Formula 1 above, Ar_1 and Ar_2 may be each independently a substituted or unsubstituted phenyl group, a substituted or unsubstituted pentalenyl group, a substituted or unsubstituted indenyl group, a substituted or unsubstituted naphthyl group, a substituted or unsubstituted azulenylyl group, a substituted or unsubstituted heptalenyl group, a substituted or unsubstituted indacenyl group, a substituted or unsubstituted acenaphthyl group, a substituted or unsubstituted fluorenyl group, a substituted or unsubstituted phenalenyl group, a substituted or unsubstituted phenanthrenyl group, a substituted or unsubstituted anthryl group, a substituted or unsubstituted fluoranthrenyl group, a substituted or unsubstituted triphenylenyl group, a substituted or unsubstituted pyrenyl group, a substituted or unsubstituted chrysenyl group, a substituted or unsubstituted naphthacenylyl group, a substituted or unsubstituted picenyl group, a substituted or unsubstituted perylenyl group, a substituted or unsubstituted pentaphenyl group, a substituted or unsubstituted hexacenylyl group, a substituted or unsubstituted pyrrolyl group, a substituted or unsubstituted pyrazolyl group, a substituted or unsubstituted imidazolyl group, a substituted or unsubstituted imidazolinylyl group, a substituted or unsubstituted imidazopyridinyl group, a substituted or unsubstituted imidazopyrimidinyl group, a substituted or unsubstituted pyridinyl group, a substituted or unsubstituted pyrazinyl group, a substituted or unsubstituted pyrimidinyl group, a substituted or unsubstituted benzoimidazolyl group, a substituted or unsubstituted indolyl group, a substituted or unsubstituted purinyl group, a substituted or unsubstituted quinolinyl group, a substituted or unsubstituted phthalazinyl group, a substituted or unsubstituted indolizinylyl group, a substituted or unsubstituted naphthyridinyl group, a substituted or unsubstituted quinazolinylyl group, a substituted or unsubstituted cinnolinyl group, a substituted or unsubstituted indazolyl group, a substituted or unsubstituted carbazolyl group, a substituted or unsubstituted phenazinylyl group, a substituted or unsubstituted phenanthridinyl group, a substituted or unsubstituted pyranyl group, a substituted or unsubstituted chromenyl group, a substituted or unsubstituted furanyl group, a substituted or unsubstituted benzofuranyl group, a substituted or unsubstituted thiophenyl group, a substituted or unsubstituted benzothiophenyl group, a substituted or unsubstituted isothiazolyl group, a substituted or unsubstituted benzimidazolyl group, a substituted or unsubstituted isoxazolyl group, a substituted or unsubstituted dibenzothiophenyl group, a substituted or unsubstituted benzofuranyl group, a substituted or unsubstituted triazinyl group, a substituted or unsubstituted oxadiazolyl group, a substituted or unsubstituted pyridazinyl group, a substituted or unsubstituted triazolyl group, a substituted or unsubstituted tetrazolyl group, or a substituted or unsubstituted phenanthrolinyl group. At least one of Ar_1 and Ar_2 may be a phenyl group, a biphenyl group, a naphthyl group, an anthryl group, a phenanthrenyl group, a pyrenyl group, or a fluorenyl group that are substituted with at least one of the above-listed electron withdrawing groups.

For example, Ar_1 and Ar_2 in Formula 1 above may be each independently a substituted or unsubstituted phenyl group, a substituted or unsubstituted naphthyl group, a substituted or unsubstituted fluorenyl group, a substituted or unsubstituted

9

phenanthrenyl group, a substituted or unsubstituted anthryl group, a substituted or unsubstituted triphenylenyl group, a substituted or unsubstituted pyrenyl group, a substituted or unsubstituted chrysenyl group, a substituted or unsubstituted pyridinyl group, a substituted or unsubstituted pyrazinyl group, a substituted or unsubstituted pyrimidinyl group, a substituted or unsubstituted quinolinyl group, a substituted or unsubstituted carbazolyl group, a substituted or unsubstituted triazinyl group, a substituted or unsubstituted benzothienophenyl group, a substituted or unsubstituted dibenzofuranyl group, or a substituted or unsubstituted phenanthroli-
 nyl group. At least one of Ar₁ and Ar₂ may be a phenyl group, a biphenyl group, a naphthyl group, an anthryl group, a phenanthrenyl group, a pyrenyl group, or a fluorenyl group that is substituted with at least one electron withdrawing group selected from the group consisting of —F; —CN; a C₁-C₂₀ alkyl group substituted with at least one —F; a pyridinyl group, a pyrazinyl group, a pyrimidinyl group, a quinolinyl group, an isoquinolinyl group, a quinazoliny group, a triazinyl group, a benzimidazolyl group, and a carbazolyl group; and a pyridinyl group, a pyrazinyl group, a pyrimidinyl group, a quinolinyl group, an isoquinolinyl group, a quinazoliny group, a triazinyl group, a benzimidazolyl group, and a carbazolyl group that are substituted with at least one of a deuterium atom, —F, —Cl, —Br, —I, —CN, a hydroxyl group, —NO₂, an amino group, an amidino group, hydrazine, hydrazone, a carboxyl group or a salt thereof, a sulfonic acid group or a salt thereof, phosphoric acid or a salt thereof, a C₁-C₂₀ alkyl group, a C₁-C₂₀ alkyl group substituted with at least one —F, a C₁-C₂₀ alkoxy group, a phenyl group, a naphthyl group, an anthryl group, a phenanthrenyl group, a pyrenyl group, a pyridinyl group, a triazinyl group, and a carbazolyl group.

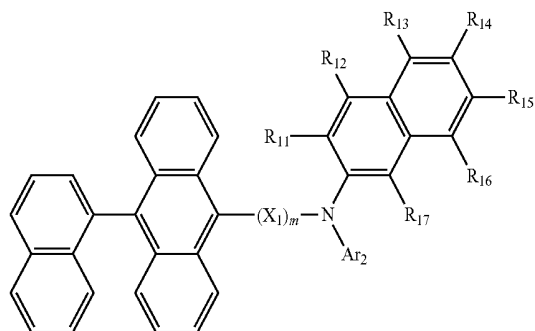
In some embodiments, in Formula 1, Ar₁ and Ar₂ may be linked together by a single bond.

In some embodiments the amine-based compound may be represented by any one of Formulae 1A to 1J below:

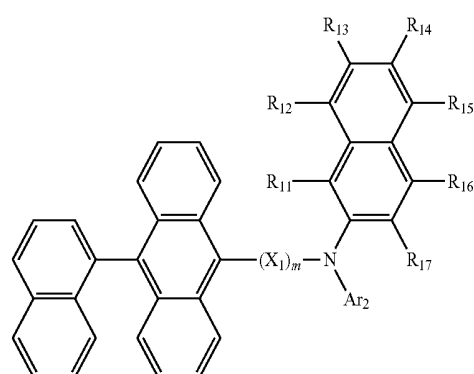
10

-continued

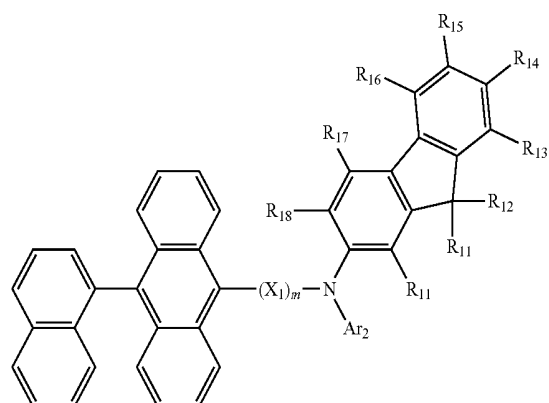
Formula 1C



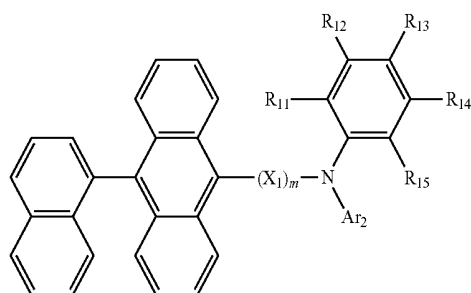
Formula 1D



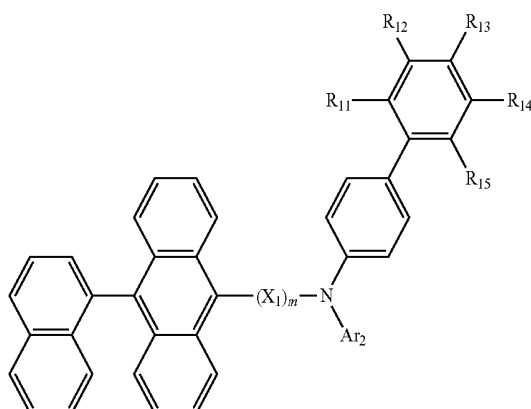
Formula 1E



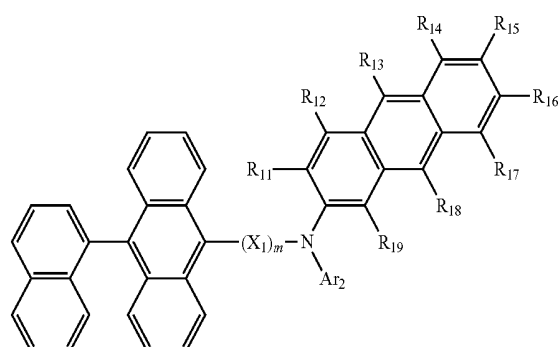
Formula 1A



Formula 1B



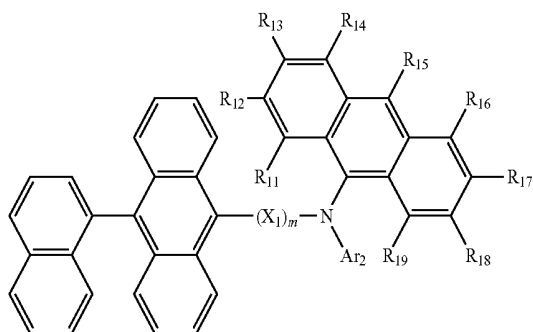
Formula 1F



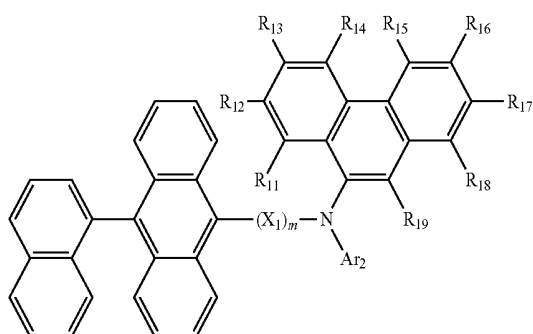
11

-continued

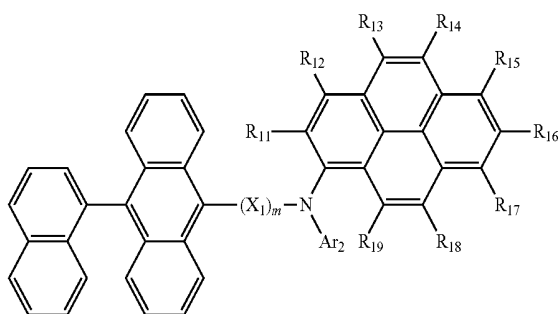
Formula 1G



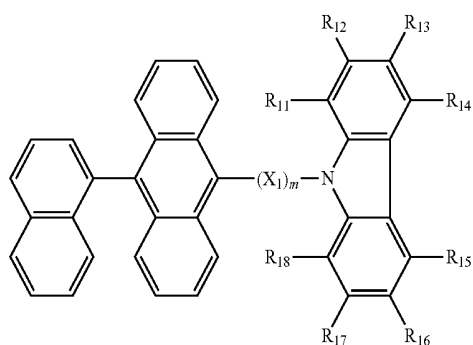
Formula 1H



Formula 1I



Formula 1J



Ar₂ in Formulae 1A to 11 may be the same as described above in conjunction with other formulae.

At least one of R₁₁ to R₁₅ in Formulae 1A and 1B, at least one of R₁₁ to R₁₇ in Formulae 1C and 1D, at least one of R₁₁ to R₁₈ in Formulae 1E and 1J, and at least one of R₁₁ to R₁₉ in Formula 1F, 1G, 1H and 1I may be each independently an electron withdrawing group selected from the group consisting of —F; —CN; —NO₂; a C₁-C₆₀ alkyl group substituted with at least one —F; a C₂-C₆₀ heteroaryl group; and a C₂-C₆₀

12

carboxyl group or a salt thereof, a sulfonic acid group or a salt thereof, a phosphoric acid or a salt thereof, a C₁-C₆₀ alkyl group, a C₁-C₆₀ alkyl group substituted with at least one —F, a C₁-C₆₀ alkoxy group, a C₂-C₆₀ alkenyl group, a C₂-C₆₀ alkynyl group, a C₆-C₆₀ aryl group, and a C₂-C₆₀ heteroaryl group.

For example, at least one of R₁₁ to R₁₅ of Formulae 1A and 1B, at least one of R₁₁ to R₁₇ in Formulae 1C and 1D, at least one of R₁₁ to R₁₈ of Formulae 1E and 1J, and at least one of R₁₁ to R₁₉ of Formulae 1F, 1G, 1H and 1I may be each independently, but are not limited to, an electron withdrawing group selected from the group consisting of: —F; —CN; a C₁-C₂₀ alkyl group substituted with at least one —F; a pyridinyl group, a pyrazinyl group, a pyrimidinyl group, a quinolinyl group, an isoquinolinyl group, a quinazoliny group, a triazinyl group, a benzoimidazolyl group, and a carbazolyl group; a pyridinyl group, a pyrazinyl group, a pyrimidinyl group, a quinolinyl group, an isoquinolinyl group, a quinazoliny group, a phthalazinyl group, a triazinyl group, a benzoimidazolyl group, and a carbazolyl group that are substituted with at least one of a deuterium atom, —F, —Cl, —Br, —I, —CN, a hydroxyl group, —NO₂, an amino group, an amidino group, hydrazine, hydrazone, a carboxyl group or a salt thereof, a sulfonic acid group or a salt thereof, a phosphoric acid or a salt thereof, a C₁-C₂₀ alkyl group, a C₁-C₂₀ alkoxy group, a phenyl group, a naphthyl group, an anthryl group, a phenanthrenyl group, a pyrenyl group, a pyridinyl group, a triazinyl group, and a carbazolyl group.

In some embodiments, Ar₂ in Formulae 1A to 11 may be, but are not limited thereto, a phenyl group, a biphenyl group, a naphthyl group, an anthryl group, a phenanthrenyl group, a pyrenyl group, or a fluorenyl group that are substituted with at least one electron withdrawing group selected from the group consisting of —F; —CN; a C₁-C₂₀ alkyl group substituted with at least one —F; a pyridinyl group, a pyrazinyl group, a pyrimidinyl group, a quinolinyl group, an isoquinolinyl group, a quinazoliny group, a triazinyl group, a benzoimidazolyl group, and a carbazolyl group; and a pyridinyl group, a pyrazinyl group, a pyrimidinyl group, a quinolinyl group, an isoquinolinyl group, a quinazoliny group, a phthalazinyl group, a triazinyl group, a benzoimidazolyl group, and a carbazolyl group that are substituted with at least one of a deuterium atom, —F, —Br, —I, —CN, a hydroxyl group, —NO₂, an amino group, an amidino group, hydrazine, hydrazone, a carboxyl group or a salt thereof, a sulfonic acid group or a salt thereof, phosphoric acid or a salt thereof, a C₁-C₂₀ alkyl group, a C₁-C₂₀ alkyl group substituted with at least one —F, a C₁-C₂₀ alkoxy group, a phenyl group, a naphthyl group, an anthryl group, a phenanthrenyl group, a pyrenyl group, a pyridinyl group, a triazinyl group, and a carbazolyl group.

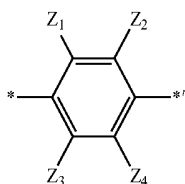
In Formula 1, X₁ may be a substituted or unsubstituted phenylene group, a substituted or unsubstituted pentalenylene group, a substituted or unsubstituted indenylene group, a substituted or unsubstituted naphthalenylene group, a substituted or unsubstituted azulenenylene group, a substituted or unsubstituted heptalenylene group, a substituted or unsubstituted indacenylene group, a substituted or unsubstituted acenaphthalenylene group, a substituted or unsubstituted fluorenylenylene group, a substituted or unsubstituted phenalenylene group, a substituted or unsubstituted phenanthrenylene group, a substituted or unsubstituted anthrylene group, a substituted or unsubstituted fluoranthrenylene group, a substituted or unsubstituted triphenylenylene group, a substituted or unsubstituted pyrenylene group, a substituted or unsubstituted chrysenylene group, a substituted or unsubstituted naphthacenylene group, a substituted or unsubstituted picenylene group, a substituted or unsubstituted perylenylene group, a substituted or unsubstituted pentaphenylene group, a substituted or unsubstituted hexacenylene group, a substi-

13

tuted or unsubstituted pyrrolylene group, a substituted or unsubstituted pyrazolylene group, a substituted or unsubstituted imidazolylene group, a substituted or unsubstituted imidazolinylene group, a substituted or unsubstituted imidazopyridinylene group, a substituted or unsubstituted imidazopyrimidinylene group, a substituted or unsubstituted pyridinylene group, a substituted or unsubstituted pyrazinylene group, a substituted or unsubstituted pyrimidinylene group, a substituted or unsubstituted indolylene group, a substituted or unsubstituted purinylene group, a substituted or unsubstituted quinolinylene group, a substituted or unsubstituted phthalazinylene group, a substituted or unsubstituted indolizinylene group, a substituted or unsubstituted naphthyridinylene group, a substituted or unsubstituted quinazolinylene group, a substituted or unsubstituted cinnolinylene group, a substituted or unsubstituted indazolylene group, a substituted or unsubstituted carbazolylene group, a substituted or unsubstituted phenazinylene group, a substituted or unsubstituted phenanthridinylene group, a substituted or unsubstituted pyranylene group, a substituted or unsubstituted chromenylenylene group, a substituted or unsubstituted furanylene group, a substituted or unsubstituted benzofuranylene group, a substituted or unsubstituted thiophenylenylene group, a substituted or unsubstituted benzothiophenylenylene group, a substituted or unsubstituted isothiazolylenylene group, a substituted or unsubstituted benzimidazolylene group, a substituted or unsubstituted isoxazolylene group, a substituted or unsubstituted dibenzothiophenylenylene group, a substituted or unsubstituted dibenzofuranylenylene group, a substituted or unsubstituted triazinylene group, a substituted or unsubstituted oxadiazolylenylene group, a substituted or unsubstituted pyridazinylenylene group, a substituted or unsubstituted triazolylene group, or a substituted or unsubstituted tetrazolylenylene group. X₁ in Formula 1 may have at least one substituent, which may be selected from among the substituents described above.

In some embodiments, X₁ in Formula 1 may be, but is not limited to, a substituted or unsubstituted phenylene group, a substituted or unsubstituted naphthylene group, a substituted or unsubstituted fluorenylene group, a substituted or unsubstituted phenanthrenylene group, a substituted or unsubstituted anthrylene group, a substituted or unsubstituted triphenylenylene group, a substituted or unsubstituted pyrenylene group, a substituted or unsubstituted chrysenylene group, a substituted or unsubstituted pyridinylene group, a substituted or unsubstituted pyrazinylene group, a substituted or unsubstituted pyrimidinylene group, a substituted or unsubstituted quinolinylene group, a substituted or unsubstituted quinazolinylene group, a substituted or unsubstituted carbazolylene group, a substituted or unsubstituted dibenzothiophenylenylene group, a substituted or unsubstituted dibenzofuranylenylene group, a substituted or unsubstituted triazinylene group, a substituted or unsubstituted pyridazinylenylene group, a substituted or unsubstituted triazolylene group, or a substituted or unsubstituted tetrazolylenylene group.

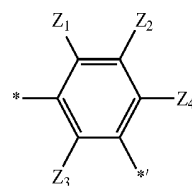
For example, X₁ in Formula 1 above may be a group represented by one of Formulae 5(1) to 5(16) below:



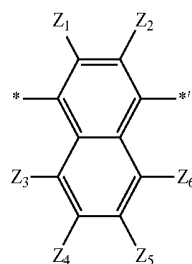
Formula 5(1)

14

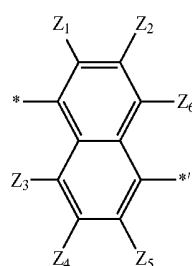
-continued



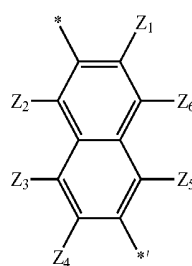
Formula 5(2)



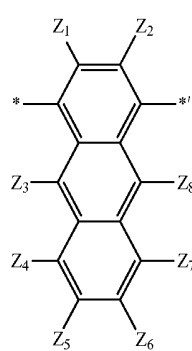
Formula 5(3)



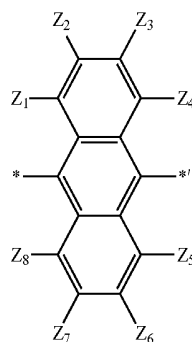
Formula 5(4)



Formula 5(5)



Formula 5(6)

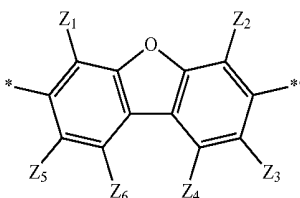
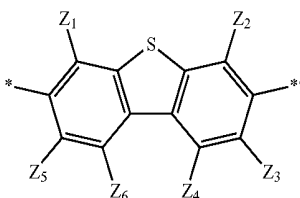
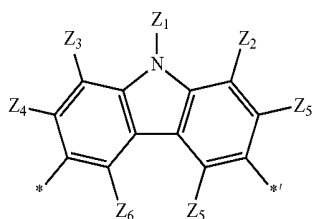
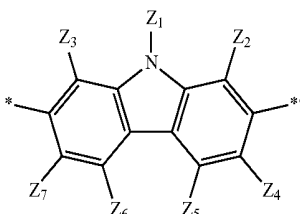
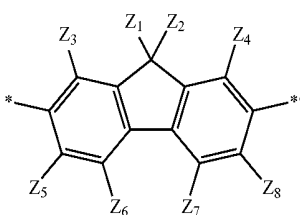
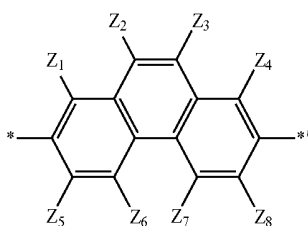
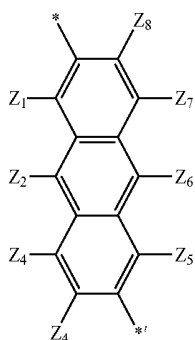


Formula 5(7)

65

15

-continued

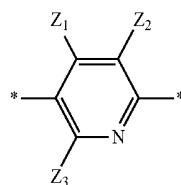


16

-continued

Formula 5(8)

5



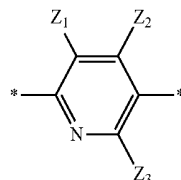
Formula 5(15)

10

Formula 5(16)

Formula 5(9)

15



In Formulae 5(1) to 5(16), Z₁ to Z₈ may be each independently one of a hydrogen atom; a deuterium atom; —F; —Cl; —Br; —I; —CN; a hydroxyl group; —NO₂; an amino group; an amidino group; hydrazine; hydrazone; a carboxyl group or a salt thereof; a sulfonic acid group or a salt thereof; phosphoric acid or a salt thereof; a C₁-C₂₀ alkyl group; a C₁-C₂₀ alkoxy group; a C₁-C₂₀ alkyl group and a C₁-C₂₀ alkoxy groups that are substituted with at least one of a deuterium atom, —F, —Cl, —Br, —I, —CN, a hydroxyl group, —NO₂, an amino group, an amidino group, hydrazine, hydrazone, a carboxyl group or a salt thereof, sulfonic acid group or a salt thereof, phosphoric acid or a salt thereof; a C₆-C₂₀ aryl group; a C₂-C₂₀ heteroaryl group; and a C₆-C₂₀ aryl group and a C₂-C₂₀ heteroaryl group that are substituted with at least one of a deuterium atom, —F, —Cl, —Br, —I, —CN, a hydroxyl group, —NO₂, an amino group, an amidino group, hydrazine, hydrazone, a carboxyl group or a salt thereof, a sulfonic acid group or a salt thereof, phosphoric acid or a salt thereof, a C₁-C₂₀ alkyl group, a C₁-C₂₀ alkoxy group, a C₆-C₂₀ aryl group and a C₂-C₂₀ heteroaryl group.

In Formulae 5(1) to 5(16), * indicates a binding site to anthracene in Formula 1, and indicates a binding site to N in Formula 1.

Formula 5(12)

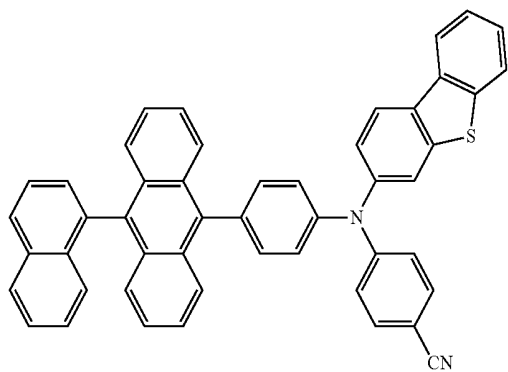
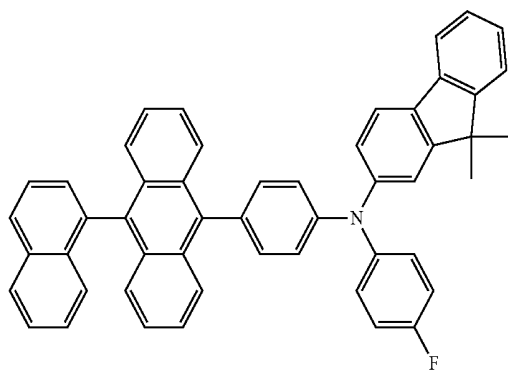
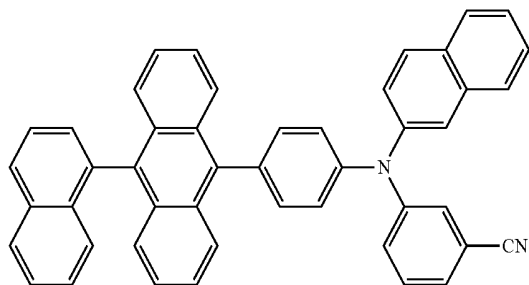
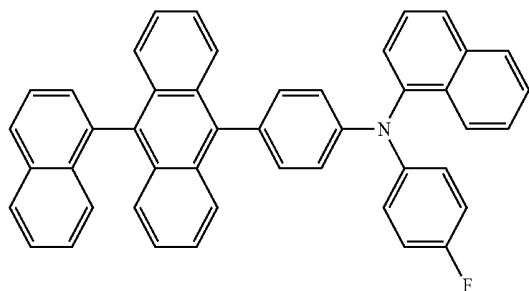
For example, Z₁ to Z₈ in Formulae 5(1) to 5(16) may be each independently, but are not limited to, a hydrogen atom; a deuterium atom; —F; —Cl; —Br; —I; —CN; a hydroxyl group; —NO₂; an amino group; an amidino group; hydrazine; hydrazone; a carboxyl group or a salt thereof; a sulfonic acid group or a salt thereof; a phosphoric acid or a salt thereof; a methyl group, an ethyl group, a propyl group, a butyl group, and a pentyl group; a methoxy group, an ethoxy group, a propoxy group, a butoxy group, and a pentoxy group; a methyl group, an ethyl group, a propyl group, a butyl group, a pentyl group, a methoxy group, an ethoxy group, a propoxy group, a butoxy group, and a pentoxy group that are substituted with at least one of a deuterium atom, —F, —Cl, —Br, —I, —CN, a hydroxyl group, —NO₂, an amino group, an amidino group, hydrazine, hydrazone, a carboxyl group or a salt thereof, a sulfonic acid group or a salt thereof, a phosphoric acid or a salt thereof, a phenyl group, a naphthyl group, an anthryl group, a phenanthrenyl group, a pyrenyl group, and a fluorenyl group; a pyridinyl group, a pyrimidinyl group, a triazinyl group, a quinolyl group, and a carbazolyl group; a phenyl group, a naphthyl group, an anthryl group, a phenanthrenyl group, a pyrenyl group, a fluorenyl group, a pyridinyl group, a pyrimidinyl group, a triazinyl group, a

Formula 5(14)

quinolyl group, and a carbazolyl group that are substituted

17

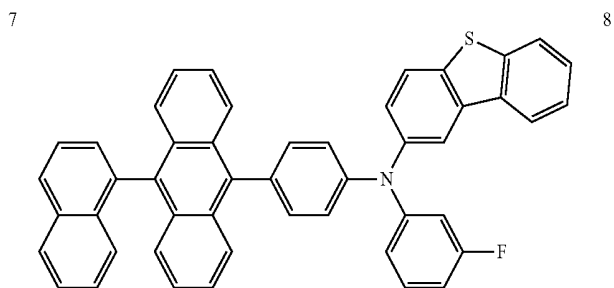
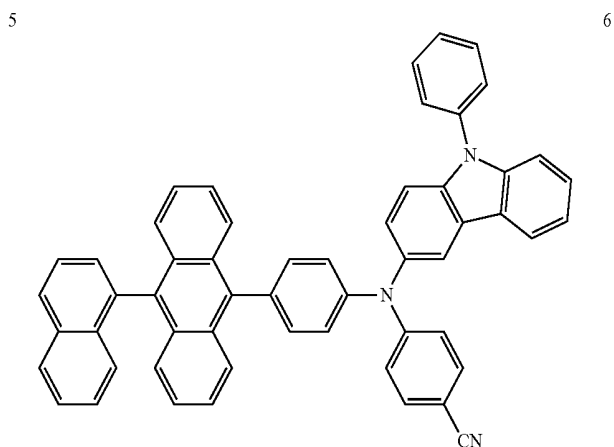
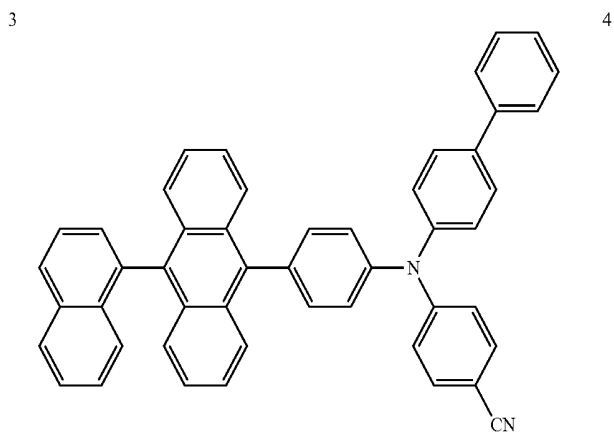
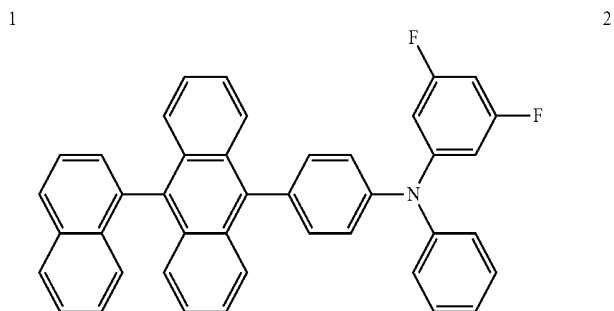
with at least one of a deuterium atom, —F, —Cl, —Br, —I, —CN, a hydroxyl group, —NO₂, an amino group, an amidino group, hydrazine, hydrazone, a carboxyl group or a salt thereof, a sulfonic acid group or a salt thereof, a phosphoric acid or a salt thereof, a C₁-C₂₀ alkyl group, and a C₁-C₂₀ alkoxy group.



18

In Formula 1, m is an integer from 1 to 5, and in some embodiments, may be 1, 2, or 3, but is not limited thereto.

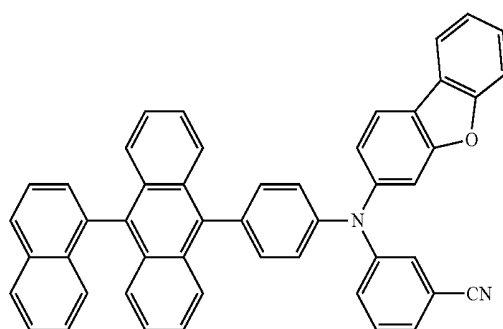
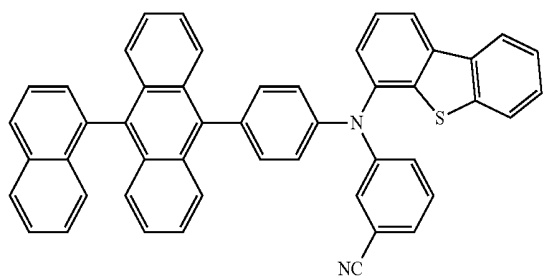
The amine-based compound of Formula 1 may be, for example, one of Compounds 1 to 99 below, but is not limited thereto:



19

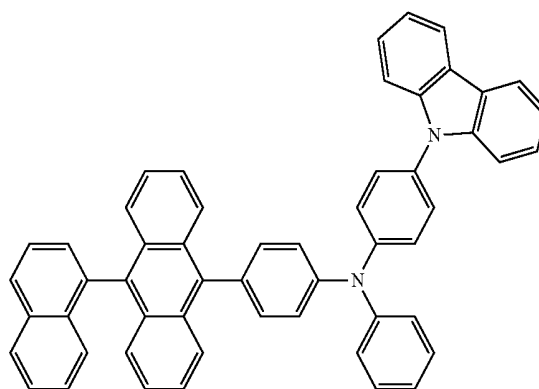
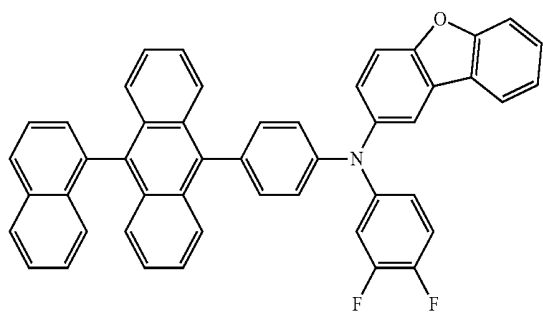
20

-continued
9



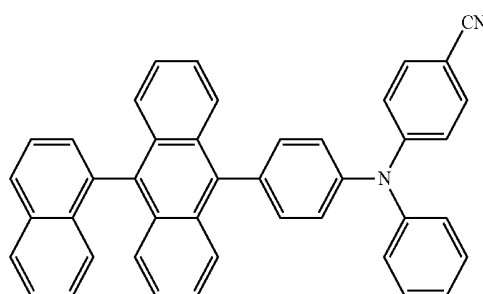
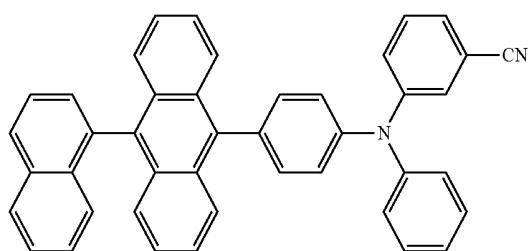
11

12



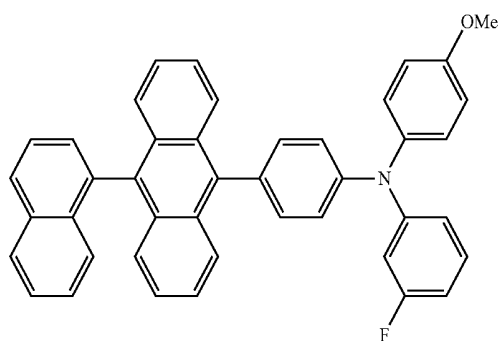
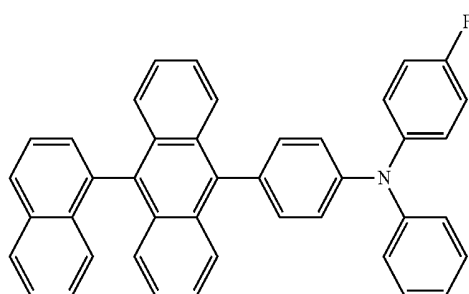
13

14



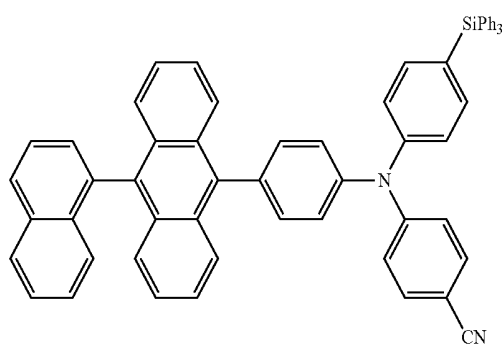
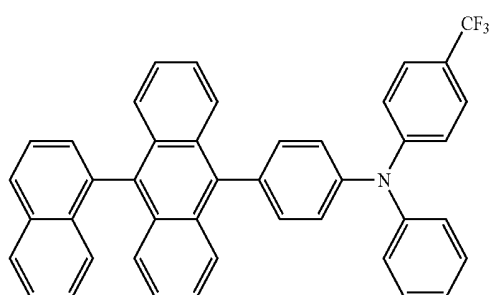
15

16

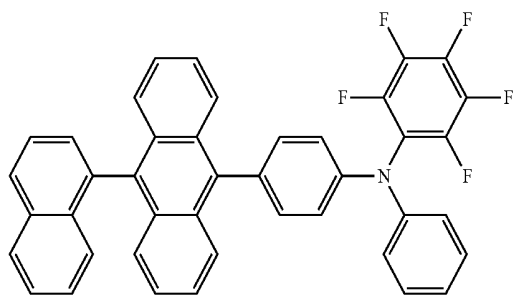


17

18



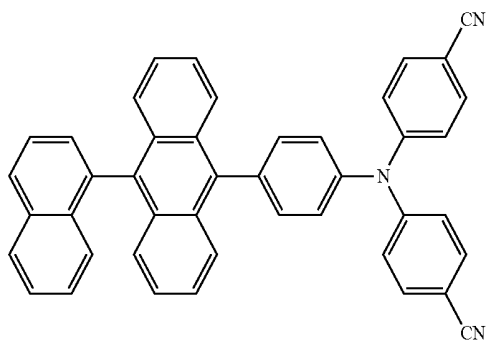
21



-continued

19

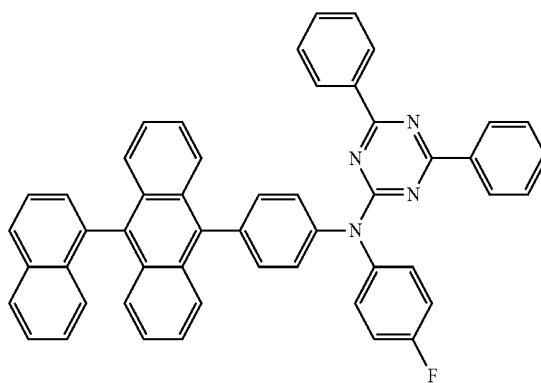
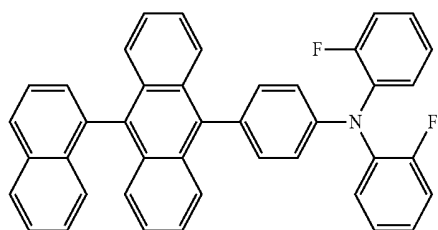
22



20

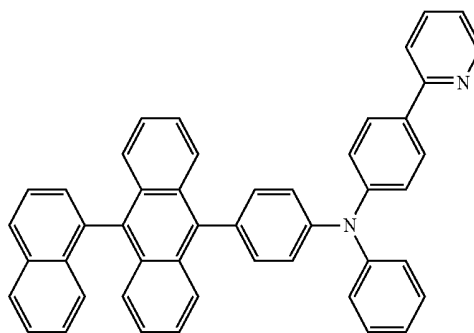
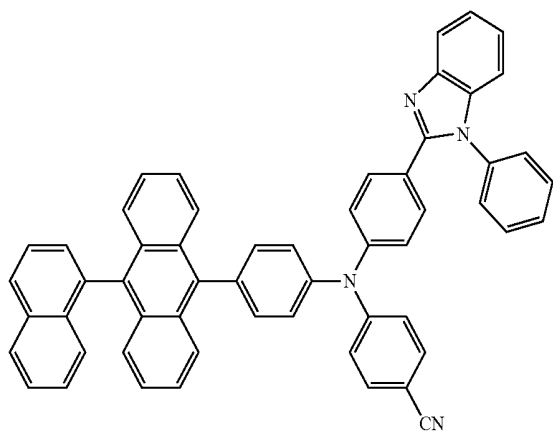
21

22



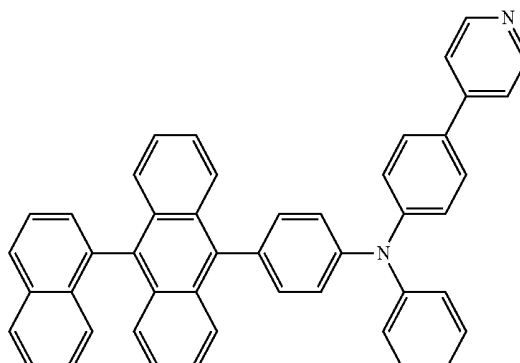
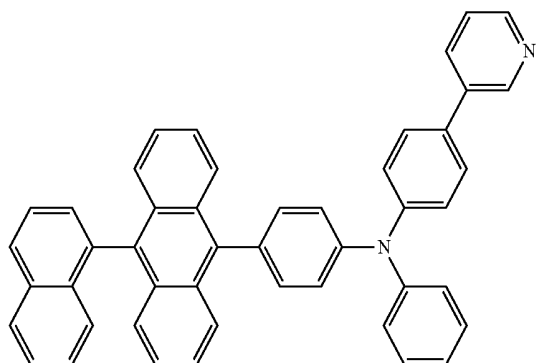
23

24



25

26



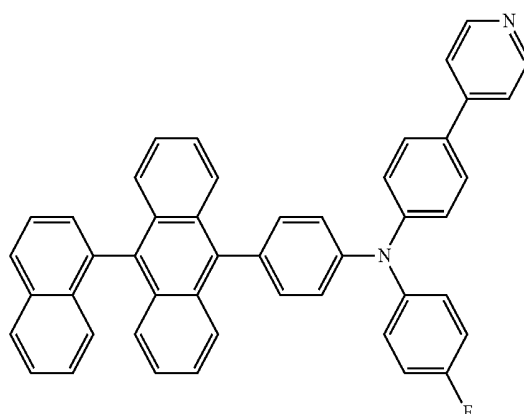
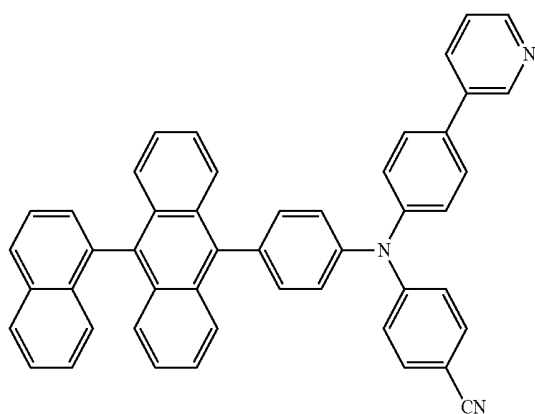
23

24

-continued

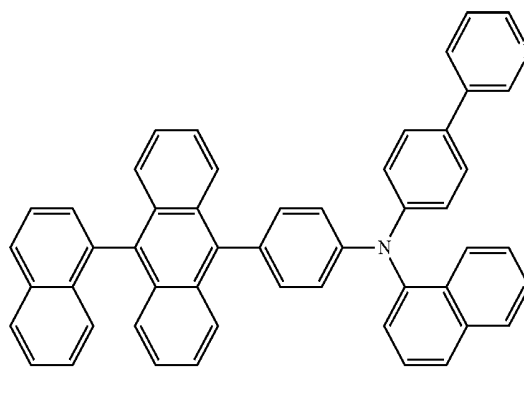
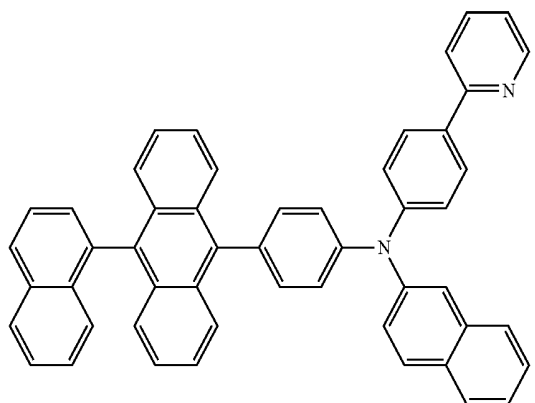
27

28



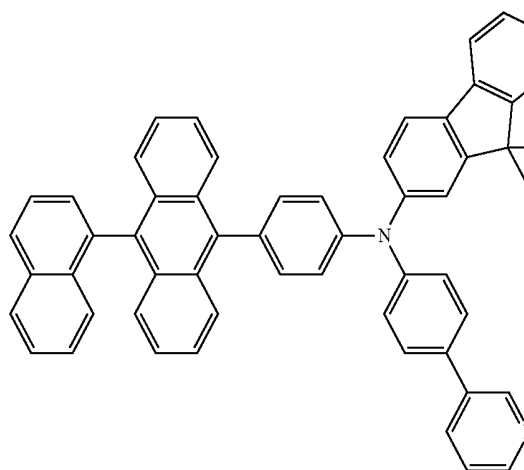
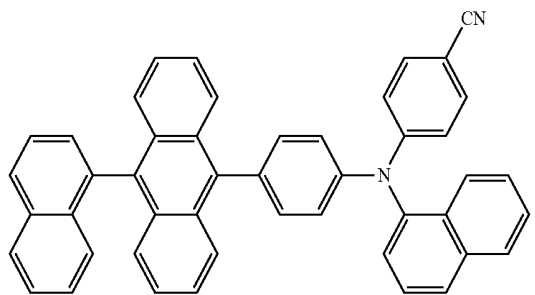
29

30



31

32



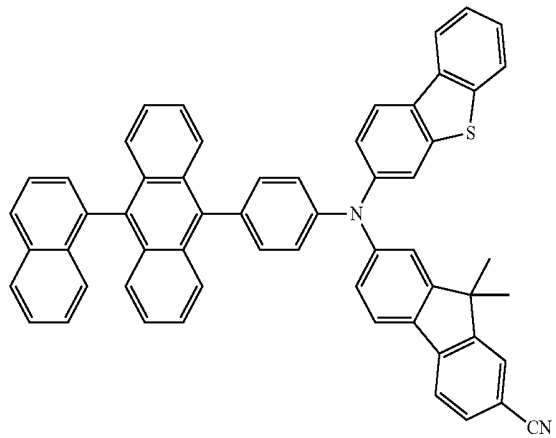
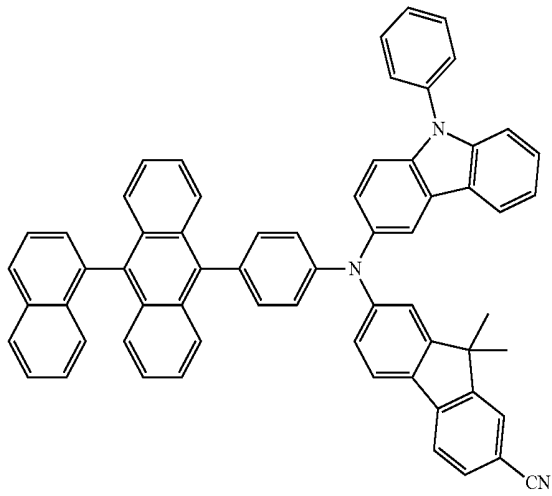
25

26

-continued

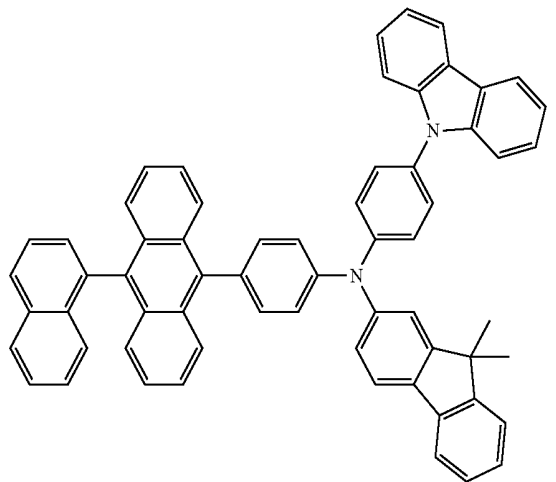
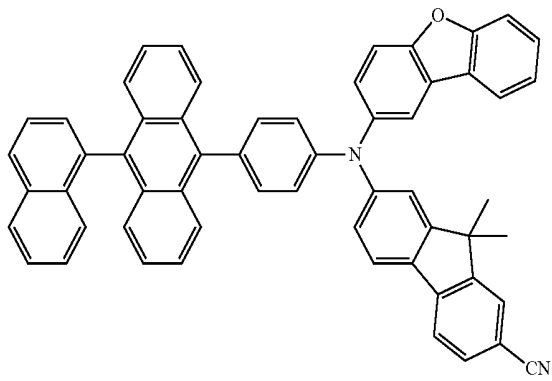
33

34



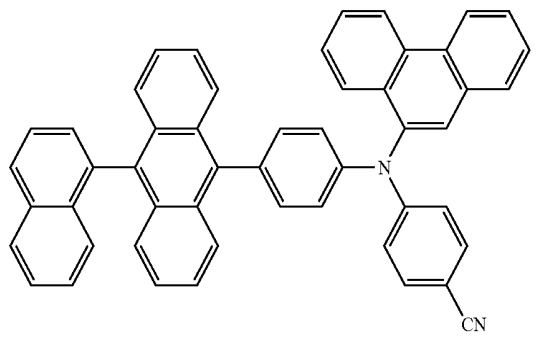
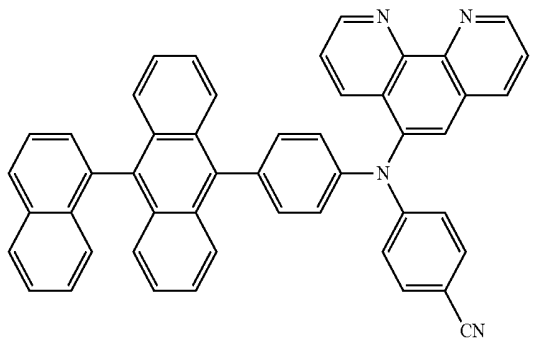
35

36



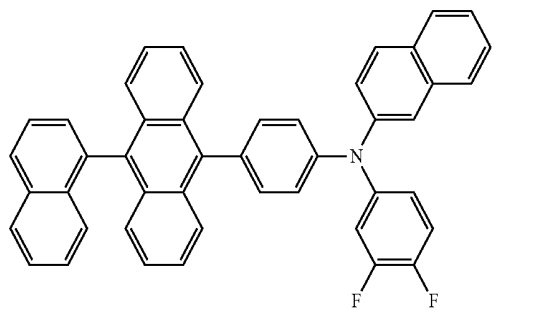
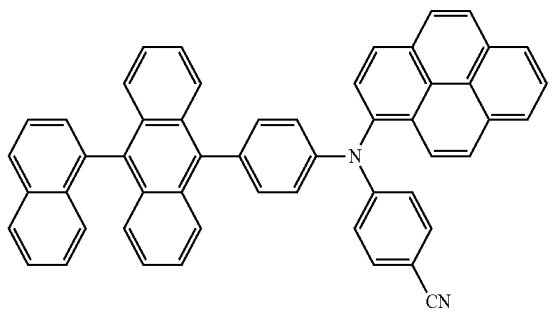
37

38



39

40

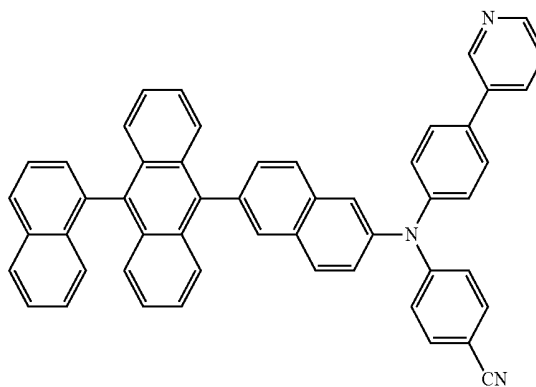
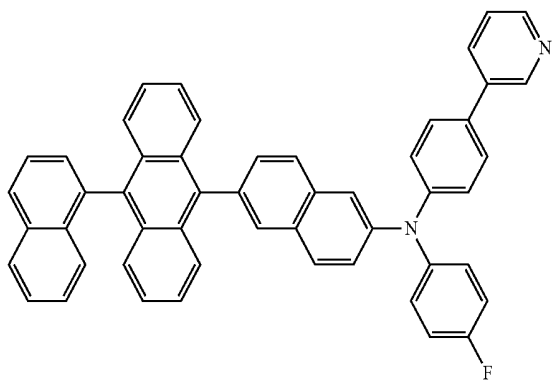


27

28

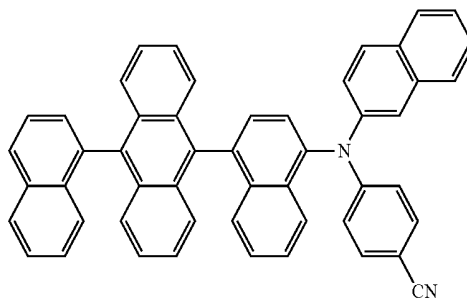
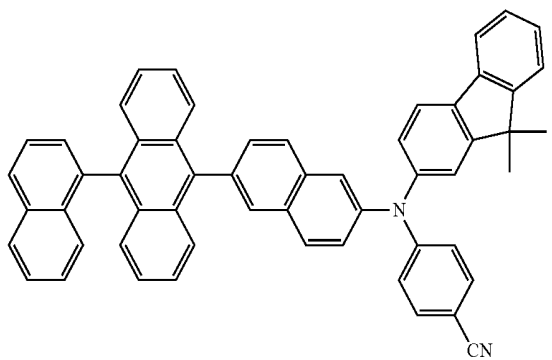
-continued
41

42



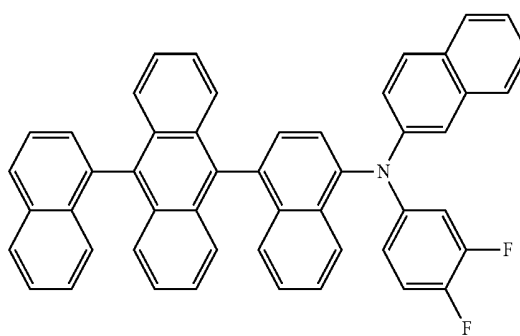
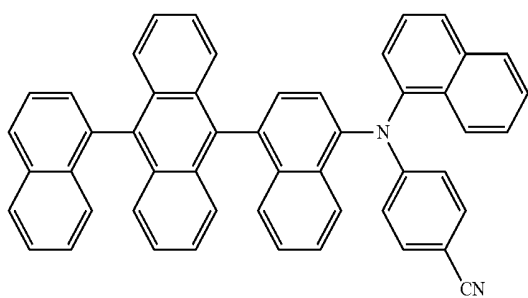
43

44



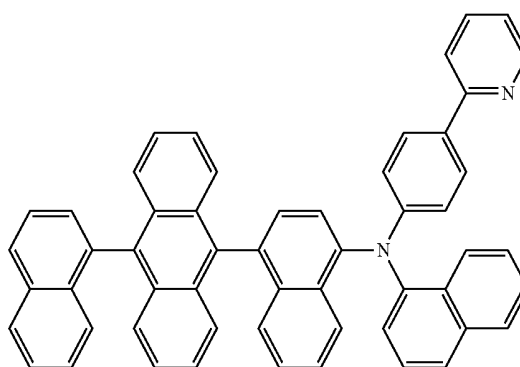
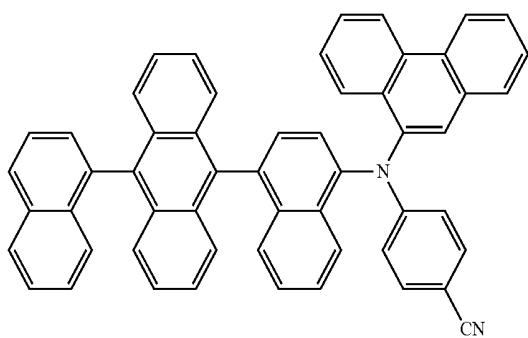
45

46



47

48

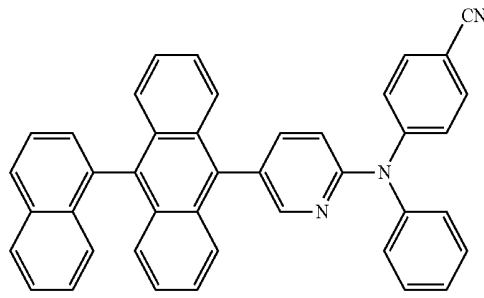
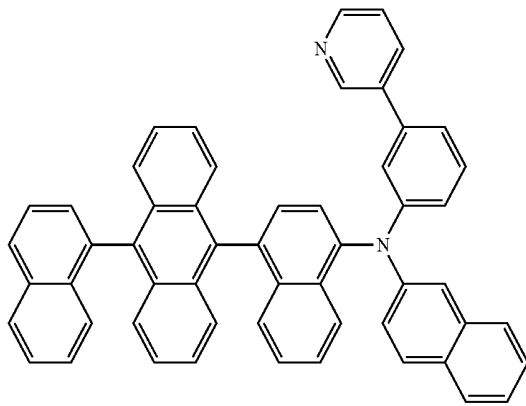


29

30

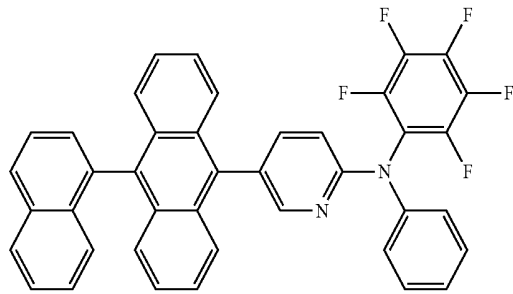
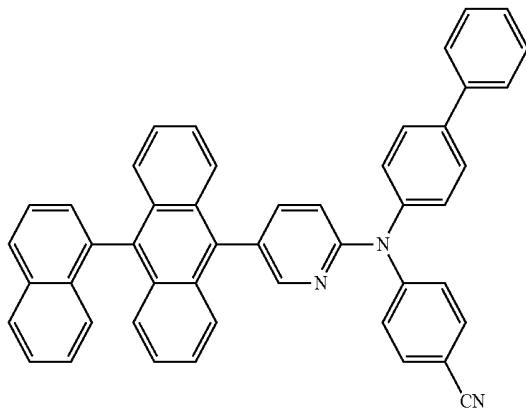
-continued
49

50



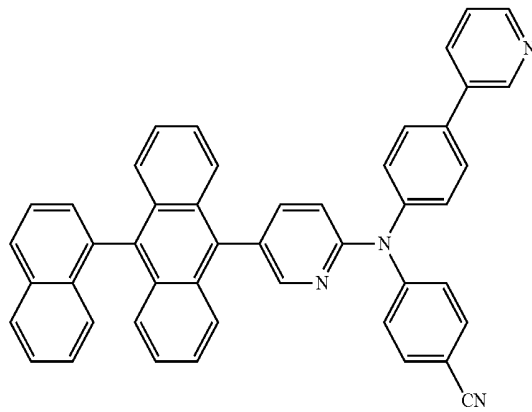
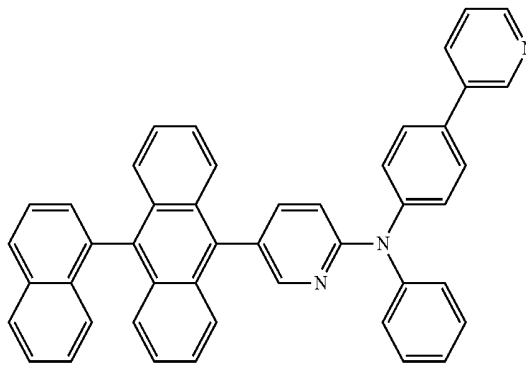
51

52



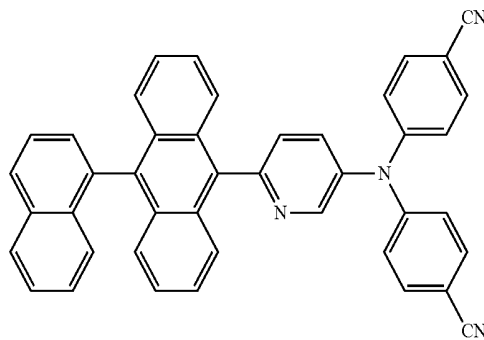
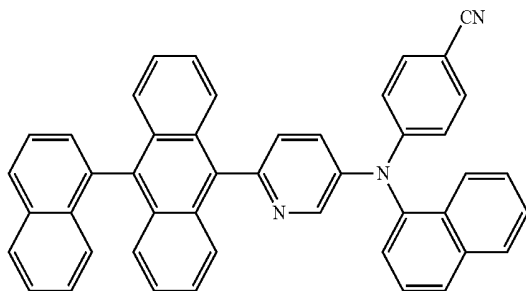
53

54

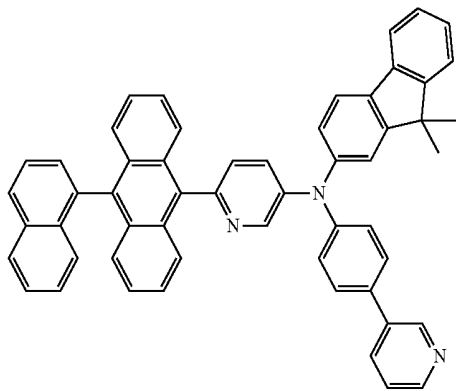


55

56

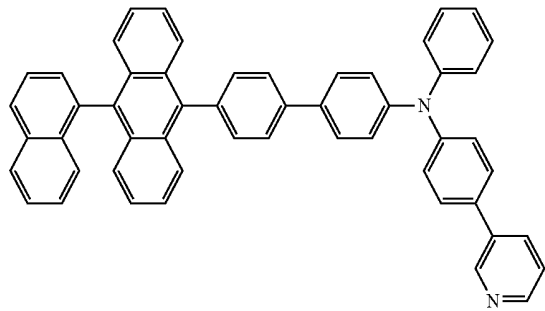


31



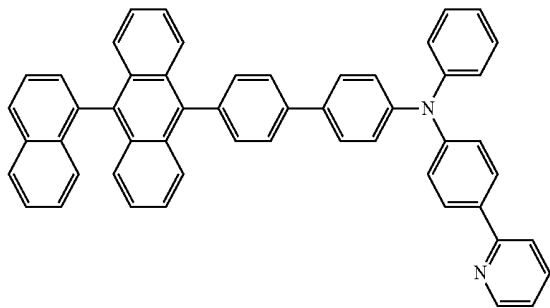
-continued
57

32

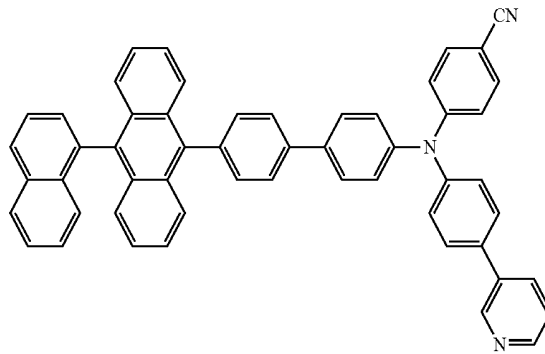


58

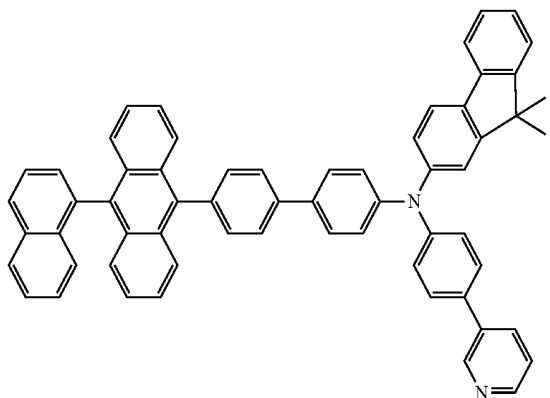
59



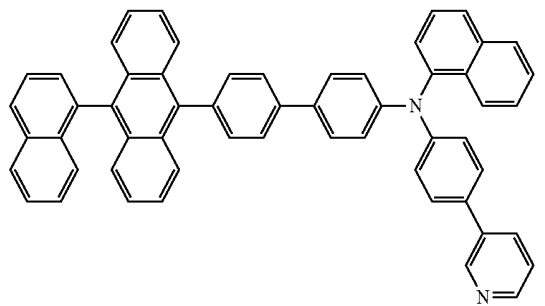
60



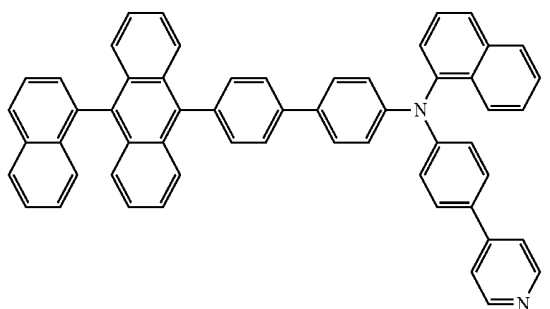
61



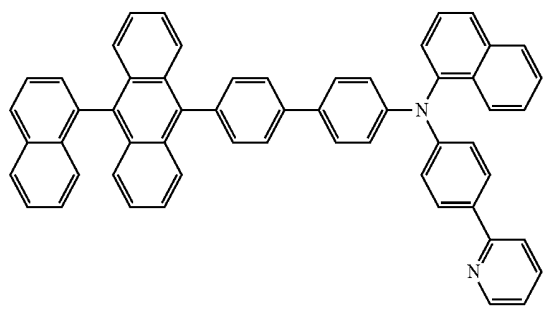
62



63



64



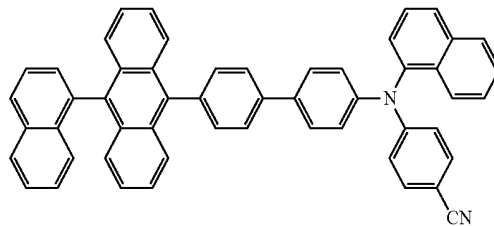
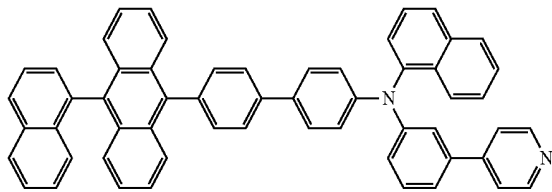
33

34

-continued

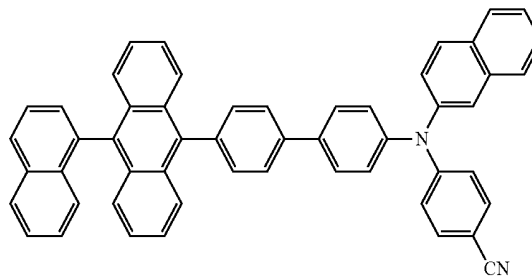
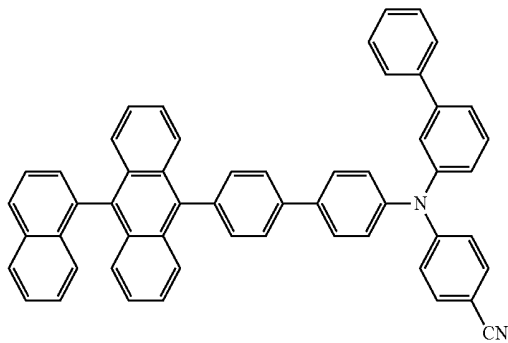
65

66



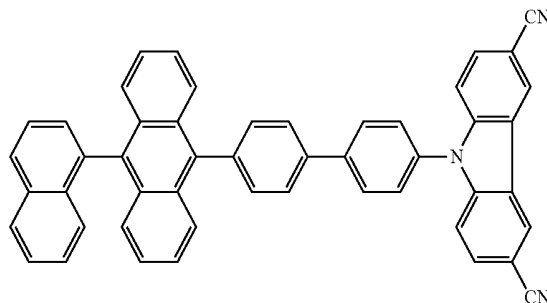
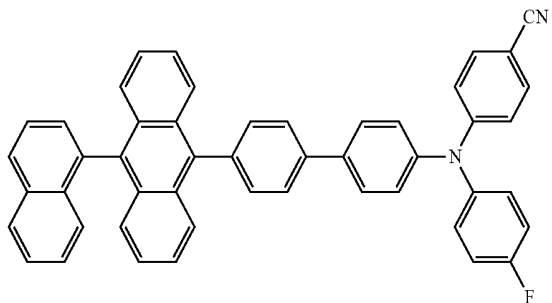
67

68



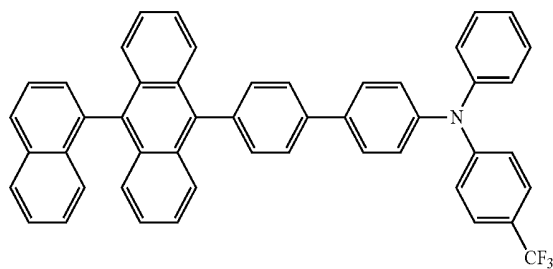
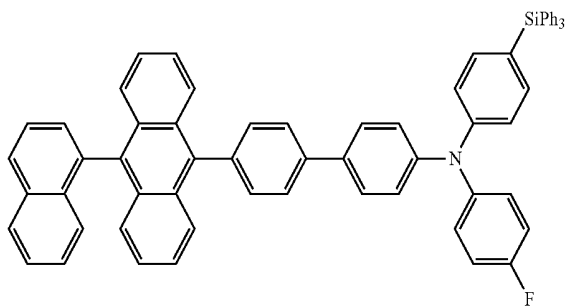
69

70



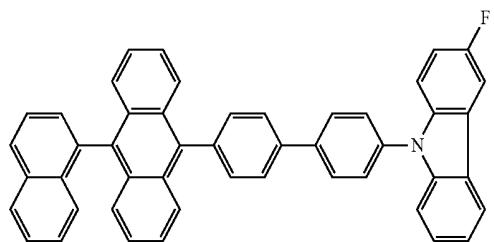
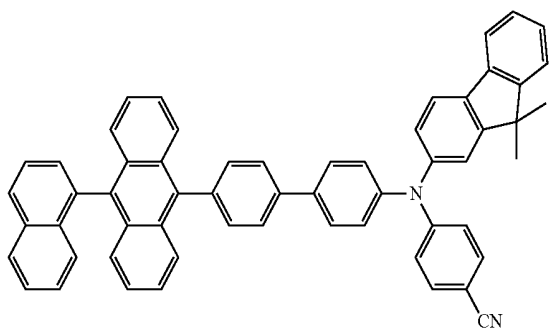
71

72



73

74



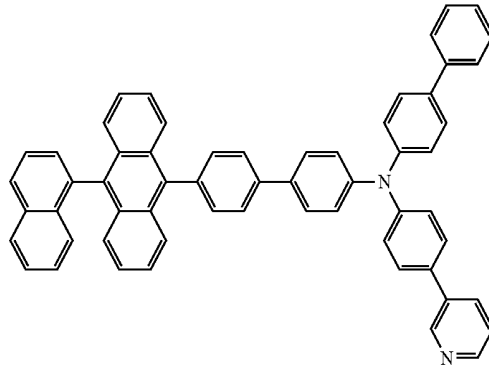
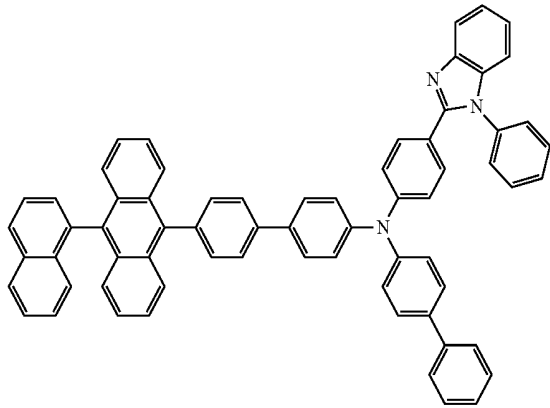
35

36

-continued

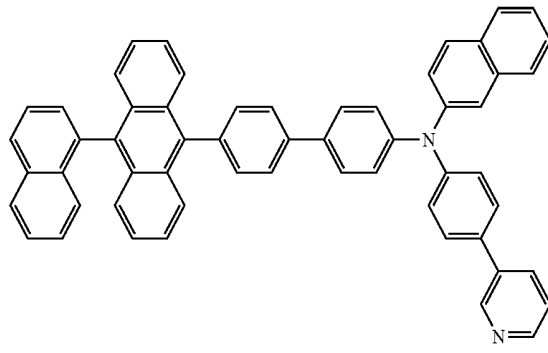
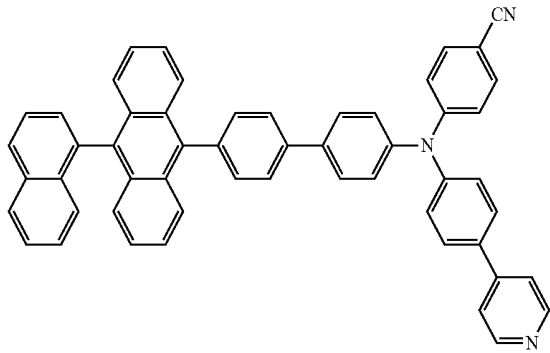
75

76

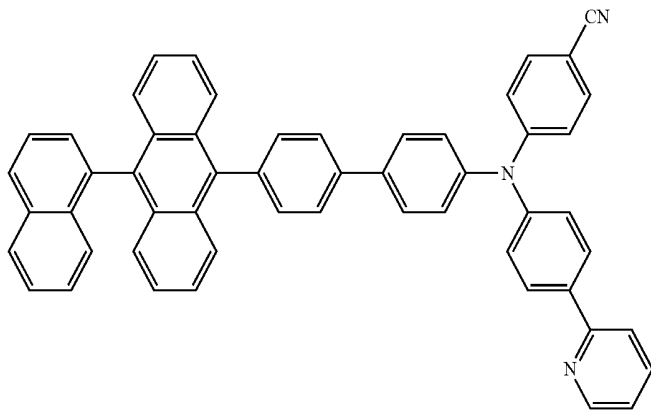


77

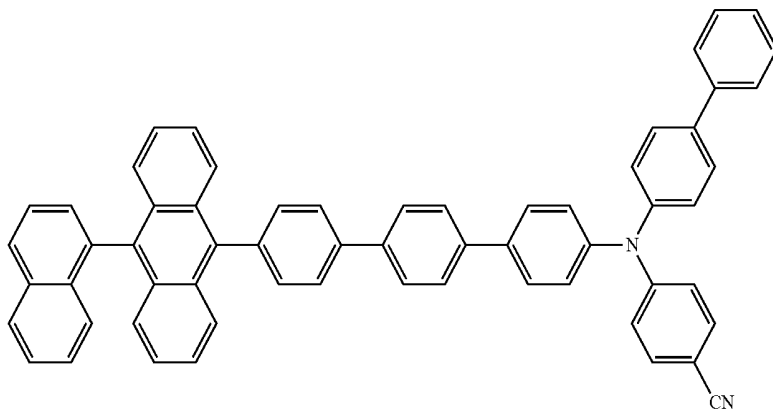
78



79



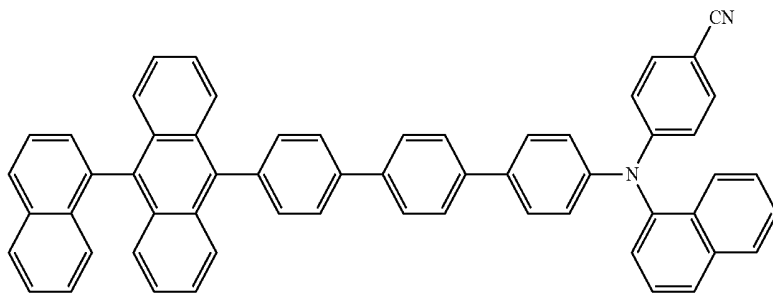
80



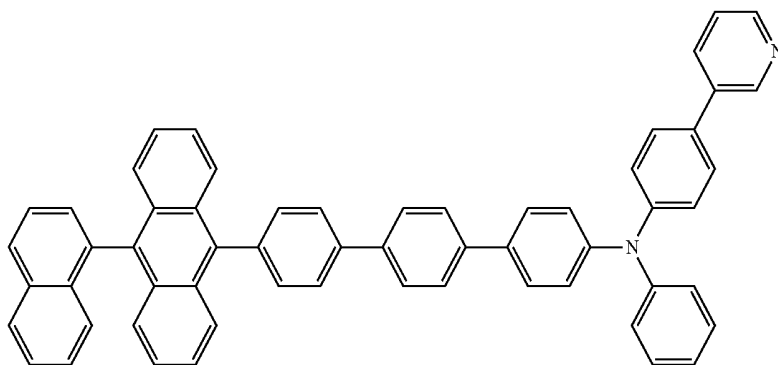
37

38

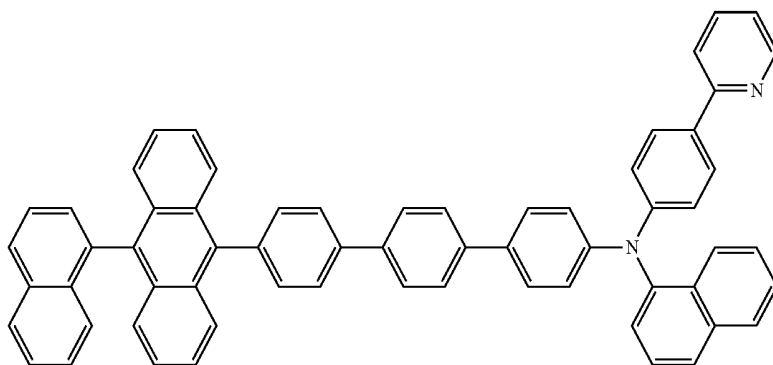
-continued



81



82

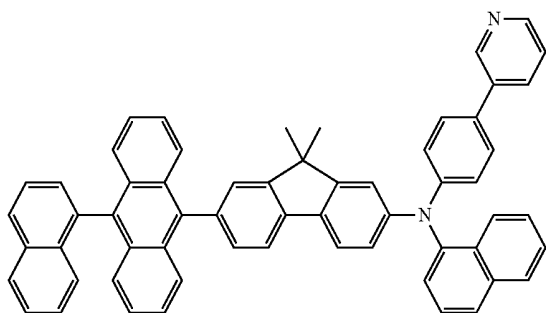


83

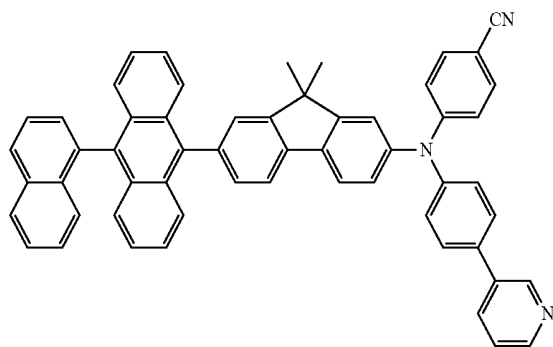


84

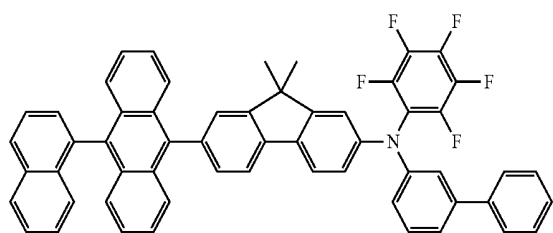
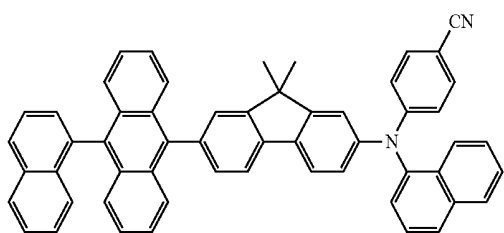
85



86



87

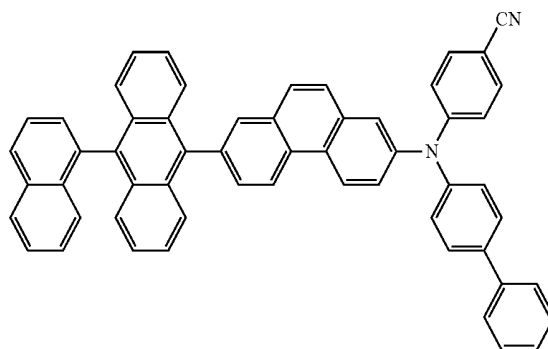
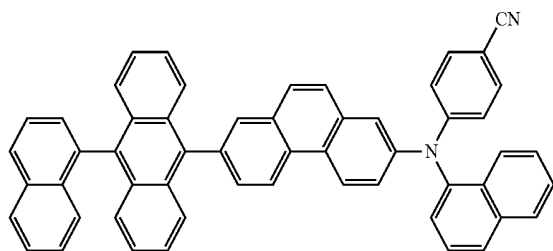


39

40

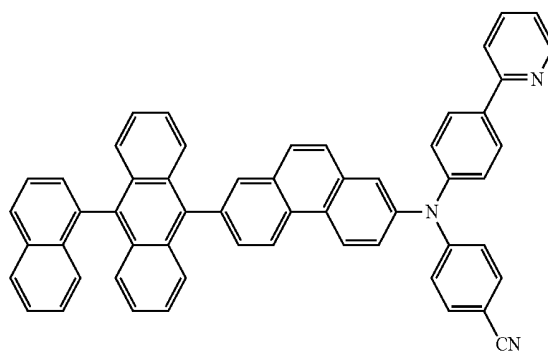
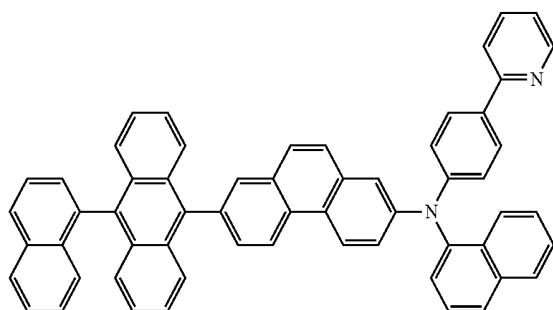
-continued
88

89



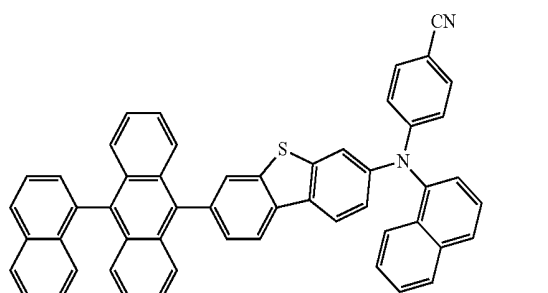
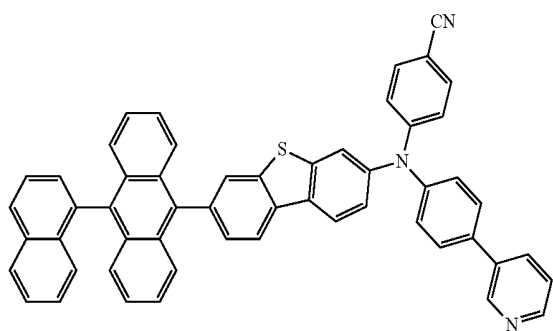
90

91



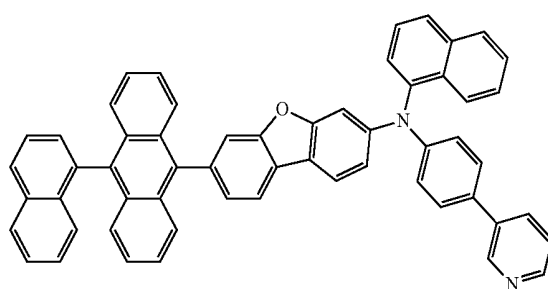
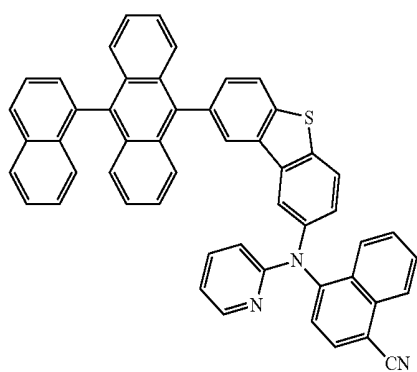
92

93

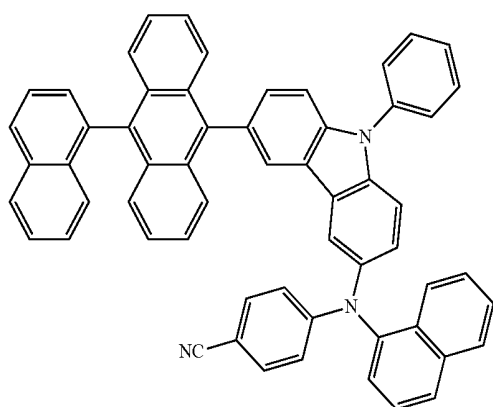
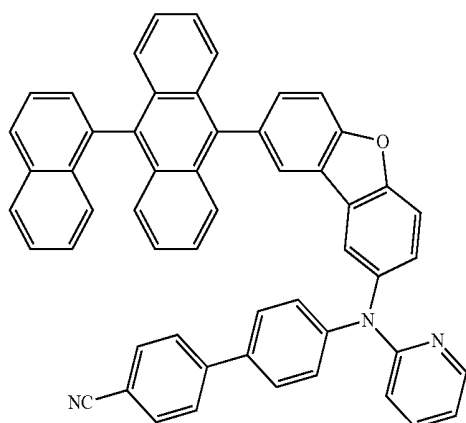


94

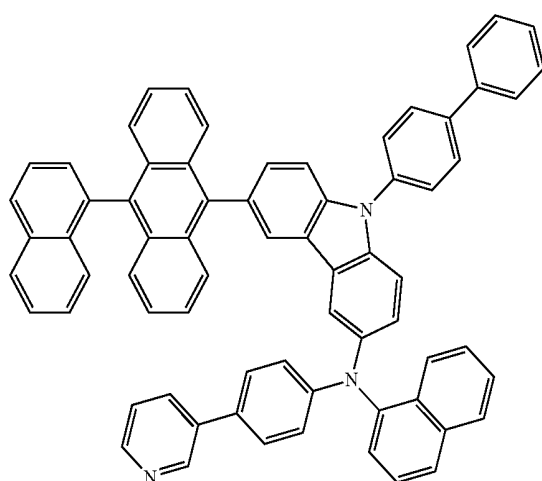
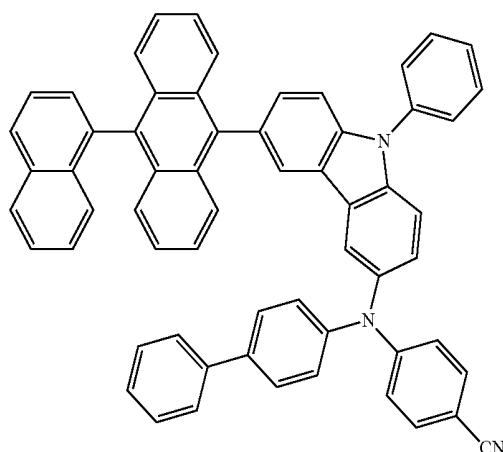
95



41

-continued
96

42

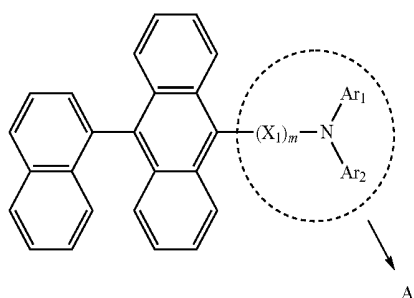


98

97

99

Since at least one of Ar₁ and Ar₂ in the amine-based compound of Formula 1 above is a C₆-C₆₀ aryl group substituted with at least one electron withdrawing group selected from the group consisting of —F; —CN; —NO₂; a C₁-C₆₀ alkyl group substituted with at least one —F; a C₂-C₆₀ heteroaryl group; and a C₂-C₆₀ heteroaryl group substituted with at least one of a deuterium atom, —F, —Cl, —Br, —I, —CN, a hydroxyl group, —NO₂, an amino group, an amidino group, hydrazine, hydrazone, a carboxyl group or a salt thereof, a sulfonic acid group or a salt thereof, a phosphoric acid or a salt thereof, a C₁-C₆₀ alkyl group, a C₁-C₆₀ alkoxy group, a C₂-C₆₀ alkenyl group, a C₂-C₆₀ alkynyl group, a C₆-C₆₀ aryl group, and a C₂-C₆₀ heteroaryl group, a moiety represented by "A" in Formula 1' below may be able to withdraw electrons.



Formula 1'

The amine-based compound of Formula 1 has a naphthyl-anthracene core abundant in electrons and the moiety A with electron withdrawing ability, and thus may have good electron transport characteristics. When the electron withdrawing group is a substituted or unsubstituted C₂-C₆₀ heteroaryl group, the substituted or unsubstituted C₂-C₆₀ heteroaryl group is linked to N of Formula 1, not directly, via a C₆-C₆₀ aryl group. Therefore, an organic light-emitting diode including the amine-based compound of Formula 1 may have improved efficiency characteristics. When the electron withdrawing group is —CN, an organic light-emitting diode including the amine-based compound of Formula 1 may have improved lifetime characteristics.

Not wishing to be bound by a particular theory, in either of i) an amine-based compound including a naphthyl-anthracene core that lacks the above-described electron withdrawing group or ii) an amine-based compound including a naphthyl-anthracene core with pyridine directly linked to N, the highest occupied molecular orbital (HOMO) an electron density may be focused near the anthracene moiety. However, in the amine-based compound of Formula 1 above, the HOMO electron density may be dispersed near the amine moiety, so that the lowest unoccupied molecular orbital (LUMO) electron density may be relatively fixed near anthracene. This may render the amine-based compound of Formula 1 improved dipole characteristics. Thus, the electron transport characteristics of the amine-based compound of Formula 1 may have improved.

Therefore, an organic light-emitting diode including any of the amine-based compounds represented by Formula 1 above

may have a low driving voltage, a high luminance, a high efficiency, and a long lifetime.

The amine-based compound of Formula 1 may be synthesized by a known organic synthesis method. A synthesis method of the amine-based compound of Formula 1 may be understood by those of ordinary skill in the art from the examples that will be described below.

At least one of the amine-based compounds of Formula 1 may be used between a pair of electrodes of an organic light-emitting diode. For example, at least one of the amine-based compounds may be in an EML and/or between a cathode and the EML (for example, an ETL, an EIL, or a functional layer having both electron transport and electron injection capabilities).

According to another aspect of the present embodiments, an organic light-emitting diode includes a first electrode, a second electrode disposed opposite to the first electrode, and an organic layer disposed between the first electrode and the second electrode, wherein the first layer includes at least one of the amine-based compounds of Formula 1 described above.

As used herein, “(for example, the organic layer) including at least one amine-based compound” means “(the organic layer) including one of the amine-based compounds of Formula 1 above, or at least two different amine-based compounds of Formula 1 above”.

In some embodiments, the organic layer may include only Compound 1 as the amine-based compound. Compound 1 may be in the EML or ETL layer of the organic light-emitting diode. In some embodiments, the organic layer may include Compounds 1 and 3 as the amine-based compound. Compounds 1 and 3 may be in the same layer (for example, in the ETL) or may be in different layers (for example, in the EML and ETL, respectively).

The organic layer may include at least one layer selected from among a hole injection layer (HIL), a hole transport layer (HTL), a functional layer having both hole injection and hole transport capabilities (hereinafter, “H-functional layer”), a buffer layer, an electron blocking layer (EBL), an emission layer (EML), a hole blocking layer (HBL), an electron transport layer (ETL), an electron injection layer (EIL), and a functional layer having both electron injection and electron transport capabilities (hereinafter, “E-functional layer”).

The term “organic layer” as used herein refers to a single layer and/or a plurality of layers disposed between the first and second electrodes of the organic light-emitting diode.

The organic layer may include an EML, wherein at least one of the amine-based compounds may be included in the EML.

The amine-based compound in the EML may serve as a host. When the amine-based compound in the EML serves as a host, the EML may further include a fluorescent dopant. The fluorescent dopant may be a blue fluorescent dopant. In some embodiments, the amine-based compound in the EML may serve as a dopant. When the amine-based compound in the EML serves as a dopant, the amine-based compound may be a blue fluorescent dopant.

In some embodiments, the organic layer may include an ETL, wherein at least one of the amine-based compounds may be included in the ETL.

FIG. 1 is a schematic sectional view of an organic light-emitting diode **10** according to an embodiment. Hereinafter, a structure of an organic light-emitting diode according to an embodiment and a method of manufacturing the same will now be described with reference to FIG. 1.

The substrate **11** may be any substrate that is used in existing organic light-emitting diodes. In some embodiments the substrate **11** may be a glass substrate or a transparent plastic substrate with strong mechanical strength, thermal stability, transparency, surface smoothness, ease of handling, and water resistance.

The first electrode **13** may be formed by depositing or sputtering a first electrode-forming material on the substrate **11**. When the first electrode **13** constitutes an anode, a material having a high work function may be used as the first electrode-forming material to facilitate hole injection. The first electrode **13** may be a reflective electrode or a transmission electrode. Suitable first electrode-forming materials include transparent and conductive materials such as ITO, IZO, SnO₂, and ZnO. The first electrode **13** may be formed as a reflective electrode using magnesium (Mg), aluminum (Al), aluminum-lithium (Al—Li), calcium (Ca), magnesium-indium (Mg—In), magnesium-silver (Mg—Ag), or the like.

The first electrode **13** may have a single-layer structure or a multi-layer structure including at least two layers. For example, the first electrode **13** may have a three-layered structure of ITO/Ag/ITO, but is not limited thereto.

The organic layer **15** may be disposed on the first electrode **13**.

The organic layer **15** may include a HIL, a HTL, a buffer layer, an EML, an ETL, and an EIL.

The HIL may be formed on the first electrode **13** by vacuum deposition, spin coating, casting, Langmuir-Blodgett (LB) deposition, or the like.

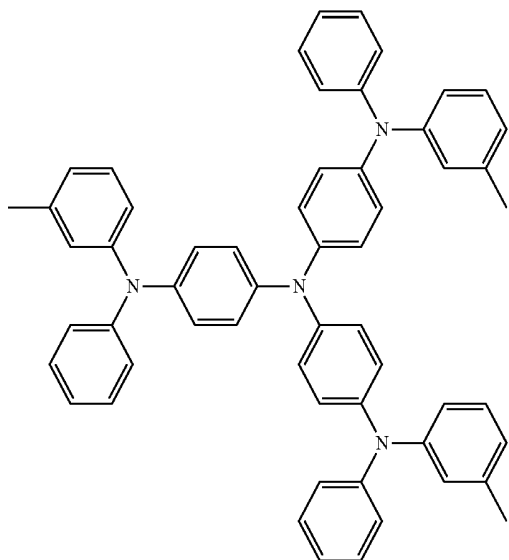
When the HIL is formed using vacuum deposition, vacuum deposition conditions may vary according to the compound that is used to form the HIL, and the desired structure and thermal properties of the HIL to be formed. For example, vacuum deposition may be performed at a temperature of about 100° C. to about 500° C., a pressure of about 10⁻⁸ torr to about 10⁻³ torr, and a deposition rate of about 0.01 to about 100 Å/sec. However, the deposition conditions are not limited thereto.

When the HIL is formed using spin coating, the coating conditions may vary according to the compound that is used to form the HIL, and the desired structure and thermal properties of the HIL to be formed. For example, the coating rate may be in the range of about 2000 rpm to about 5000 rpm, and a temperature at which heat treatment is performed to remove a solvent after coating may be in the range of about 80° C. to about 200° C. However, the coating conditions are not limited thereto.

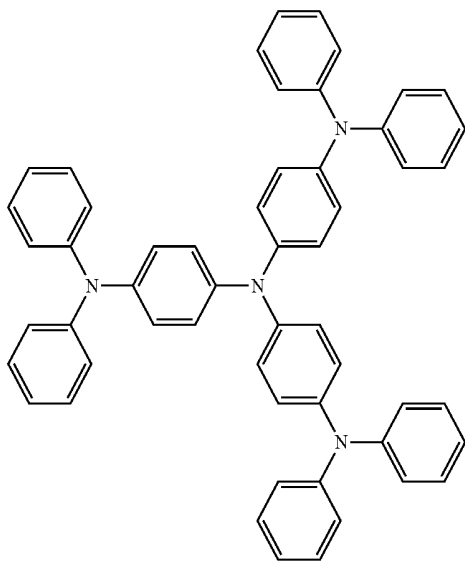
The HIL **130** may comprise any material that is commonly used to form a HIL: Examples of the material that can be used to form the HIL are, but are not limited to, N,N'-diphenyl-N,N'-bis-[4-(phenyl-m-tolyl-amino)-phenyl]-biphenyl-4,4'-diamine, (DNTPD), a phthalocyanine compound such as copperphthalocyanine, 4,4',4"-tris(3-methylphenylphenylamino)triphenylamine (m-MTDATA), N,N'-di(1-naphthyl)-N,N'-diphenylbenzidine (NPB), TDATA, 2-TNATA, polyaniline/dodecylbenzenesulfonic

45

acid (Pani/DBSA), poly(3,4-ethylenedioxythiophene)/poly(4-styrenesulfonate) (PEDOT/PSS), polyaniline/camphor sulfonic acid (Pani/CSA), and polyaniline/poly(4-styrenesulfonate) (PANI/PSS).



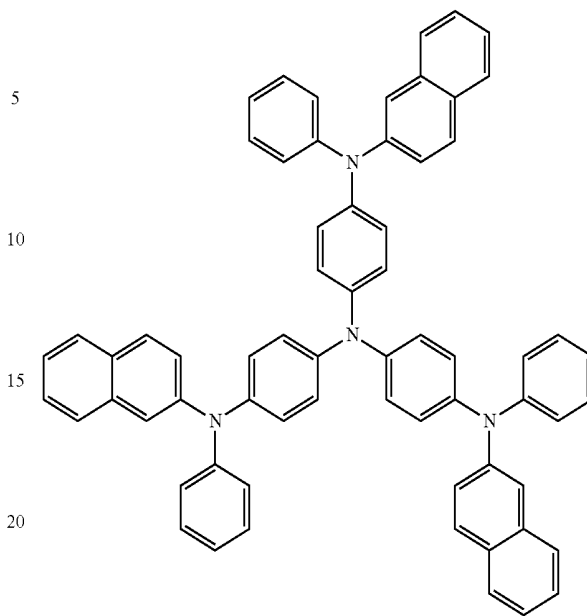
m-MTDATA



TDATA

46

-continued



2-TNATA

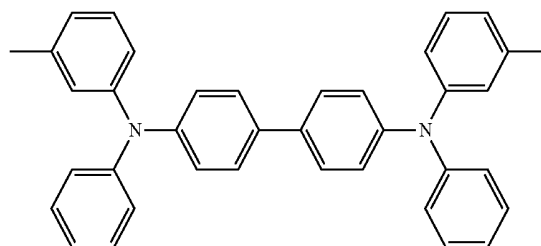
30

The thickness of the HIL may be about 100 Å to about 10000 Å, and in some embodiments, may be about 100 Å to about 1000 Å. When the thickness of the HIL is within these ranges, the HIL may have good hole injecting ability without a substantial increase in driving voltage.

Then, a HTL may be formed on the HIL by using vacuum deposition, spin coating, casting, Langmuir-Blodgett (LB) deposition, or the like. When the HTL is formed using vacuum deposition or spin coating, the conditions for deposition and coating may be similar to those for the formation of the HIL, though the conditions for the deposition and coating may vary according to the material that is used to form the HTL.

Non-limiting examples of suitable known hole transport materials are carbazole derivatives, such as N-phenylcarbazole or polyvinylcarbazole, N,N'-bis(3-methylphenyl)-N,N'-diphenyl-[1,1'-biphenyl]-4,4'-diamine (TPD), 4,4',4''-tris(N-carbazolyl)triphenylamine (TCTA), and N,N'-di(1-naphthyl)-N,N'-diphenylbenzidine (NPB).

55

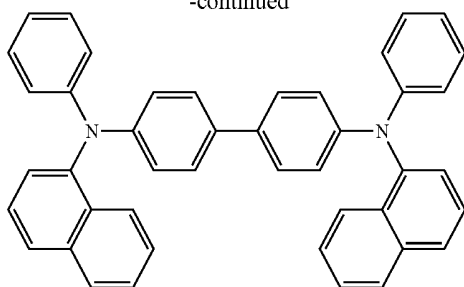


TPD

65

47

-continued



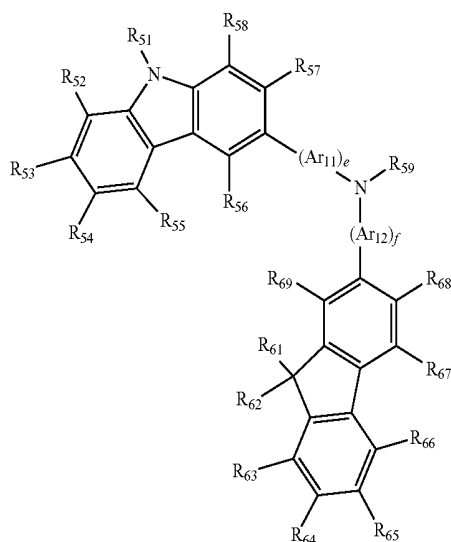
NPB

The thickness of the HTL may be about 50 Å to about 2000 Å, and in some embodiments, may be about 100 Å to about 1500 Å. When the thickness of the HTL is within these ranges, the HTL may have good hole transporting ability without a substantial increase in driving voltage.

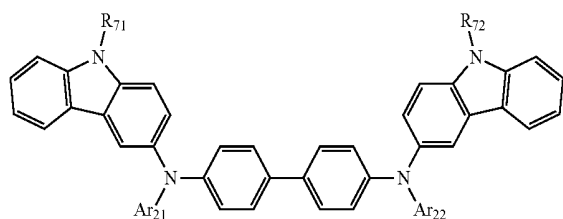
The H-functional layer (having both hole injection and hole transport capabilities) may contain at least one material from each group of the hole injection layer materials and hole transport layer materials. The thickness of the H-functional layer may be from about 500 Å to about 10,000 Å, and in some embodiments, may be from about 100 Å to about 1,000 Å. When the thickness of the H-functional layer is within these ranges, the H-functional layer may have good hole injection and transport capabilities without a substantial increase in driving voltage.

In some embodiments, at least one of the HIL, HTL, and H-functional layer may include at least one of a compound of Formula 300 below and a compound of Formula 350 below:

Formula 300



Formula 350



In Formulae 300 and 350, Ar₁₁ and Ar₁₂ may be each independently a substituted or unsubstituted C₆-C₆₀ arylene

48

group and Ar₂₁ and Ar₂₂ may be each independently a substituted or unsubstituted C₆-C₆₀ aryl group. Ar₁₁ and Ar₁₂ may be each independently one of a phenylene group, a naphthylene group, a phenanthrenylene group, and a pyrenylene group; and a phenylene group, a naphthylene group, a phenanthrenylene group, a fluorenylene group, and a pyrenylene group that are substituted with at least one of a phenyl group, a naphthyl group, and an anthryl group. Ar₂₁ and Ar₂₂ may be each independently one of a phenyl group, a naphthyl group, a phenanthrenyl group, and a pyrenyl group; and a phenyl group, a naphthyl group, a phenanthrenyl group, a fluorenyl group, and a pyrenyl group that are substituted with at least one of a phenyl group, a naphthyl group, and an anthryl group.

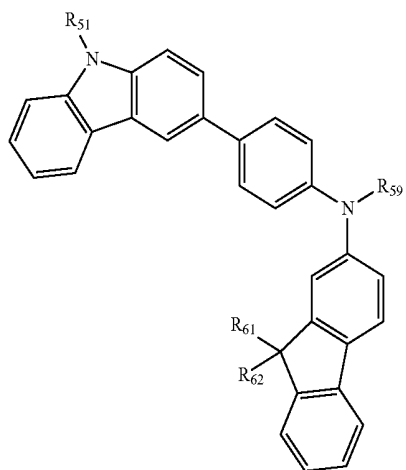
In Formula 300, e and f may be each independently an integer from 0 to 5, for example, may be 0, 1, or 2. In a non-limiting embodiment, e may be 1, and f may be 0.

In Formulae 300 and 350, R₅₁ to R₅₈, R₆₁ to R₆₉, R₇₁, and R₇₂ may be each independently a hydrogen atom, a deuterium atom, a halogen atom, a hydroxyl group, a cyano group, —NO₂, an amino group, an amidino group, hydrazine, hydrazone, a carboxyl group or a salt thereof, a sulfonic acid group or a salt thereof, a phosphoric acid or a salt thereof, a substituted or unsubstituted C₁-C₆₀ alkyl group, a substituted or unsubstituted C₂-C₆₀ alkenyl group, a substituted or unsubstituted C₂-C₆₀ alkynyl group, a substituted or unsubstituted C₁-C₆₀ alkoxy group, a substituted or unsubstituted C₃-C₆₀ cycloalkyl group, a substituted or unsubstituted C₆-C_{60a} aryl group, a substituted or unsubstituted C₆-C₆₀ aryloxy group, or a substituted or unsubstituted C₆-C₆₀ arylthiol group. In some non-limiting embodiments, R₅₁ to R₅₈, R₆₁ to R₆₉, R₇₁, and R₇₂ may be each independently one of a hydrogen atom; a deuterium atom; a halogen atom; a hydroxyl group; a cyano group; —NO₂; an amino group; an amidino group; hydrazine; hydrazone; a carboxyl group or a salt thereof; a sulfonic acid group or a salt thereof; a phosphoric acid or a salt thereof; a C₁-C₁₀ alkyl group (for example, a methyl group, an ethyl group, a propyl group, a butyl group, a pentyl group, a hexyl group, or the like); a C₁-C₁₀ alkoxy group (for example, a methoxy group, an ethoxy group, a propoxy group, a butoxy group, a pentoxy group, or the like); a C₁-C₁₀ alkyl group and a C₁-C₁₀ alkoxy group that are substituted with at least one of a deuterium atom, a halogen atom, a hydroxyl group, a cyano group, —NO₂, an amino group, an amidino group, hydrazine, hydrazone, a carboxyl group or a salt thereof, a sulfonic acid group or a salt thereof, and a phosphoric acid or a salt thereof; a phenyl group; a naphthyl group; an anthryl group; a fluorenyl group; a pyrenyl group; and a phenyl group, a naphthyl group, an anthryl group, a fluorenyl group, and a pyrenyl group that are substituted with at least one of a deuterium atom, a halogen atom, a hydroxyl group, a cyano group, —NO₂, an amino group, an amidino group, hydrazine, hydrazone, a carboxyl group or a salt thereof, a sulfonic acid group or a salt thereof, a phosphoric acid or a salt thereof, a C₁-C₁₀ alkyl group, and a C₁-C₁₀ alkoxy group.

In Formula 300, R₅₉ may be one of a phenyl group; a naphthyl group; an anthryl group; a biphenyl group; a pyridyl group; and a phenyl group, a naphthyl group, an anthryl group, a biphenyl group, and a pyridyl group that are substituted with at least one of a deuterium atom, a halogen atom, a hydroxyl group, a cyano group, —NO₂, an amino group, an amidino group, hydrazine, hydrazone, a carboxyl group or a salt thereof, a sulfonic acid group or a salt thereof, a phosphoric acid or a salt thereof, a substituted or unsubstituted C₁-C₂₀ alkyl group, and a substituted or unsubstituted C₁-C₂₀ alkoxy group.

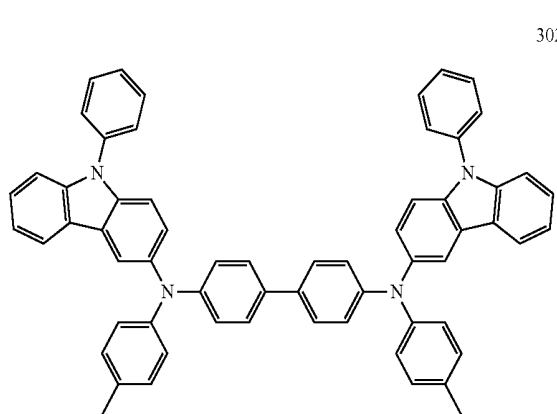
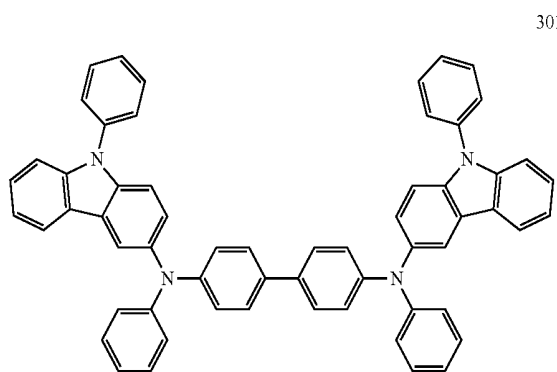
49

In an embodiment the compound of Formula 300 may be a compound represented by Formula 300A below:



R₅₁, R₆₀, R₆₁ and R₅₉ in Formula 300A are as defined above, and thus a detailed description thereof will not be provided here.

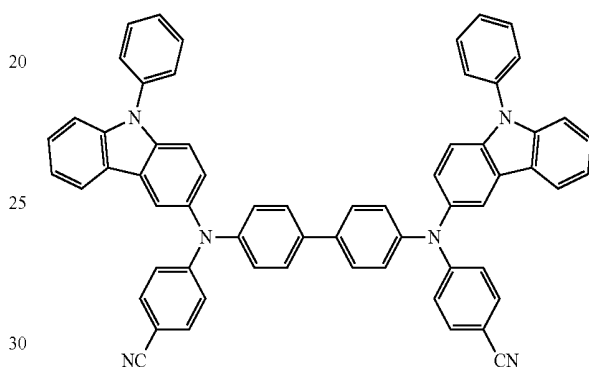
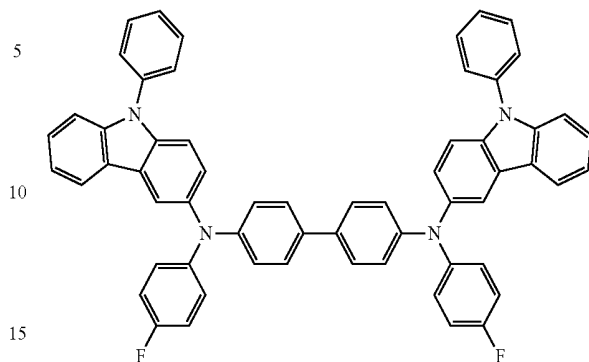
In some non-limiting embodiments, at least one of the HIL, HTL, and H-functional layer may include at least one of compounds represented by Formulae 301 to 320 below:



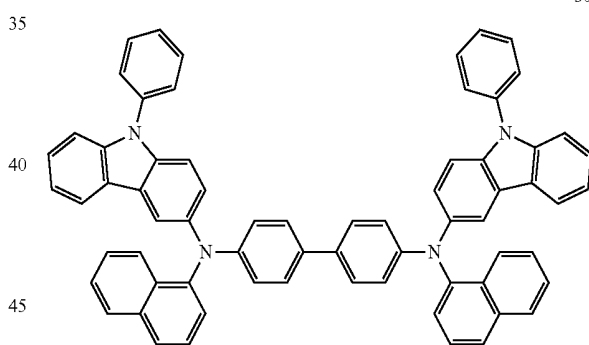
50

-continued

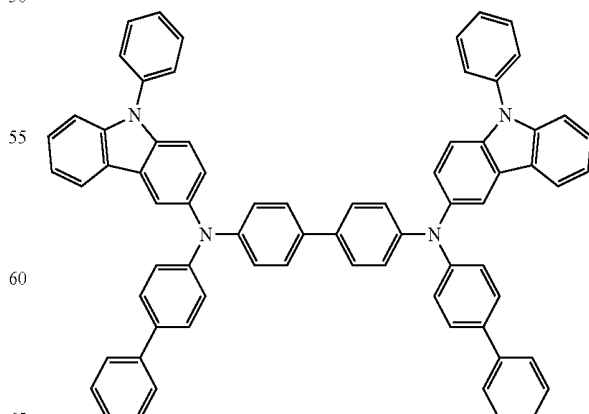
303



301



50



305

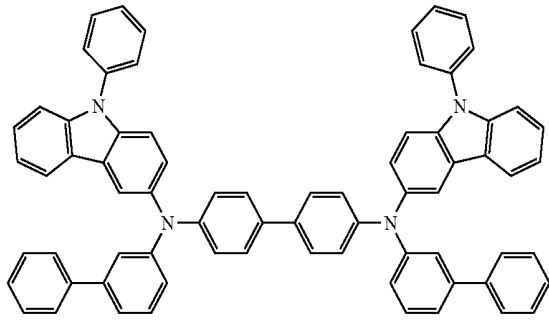
306

51
-continued

52
-continued

307

310



5

10

15

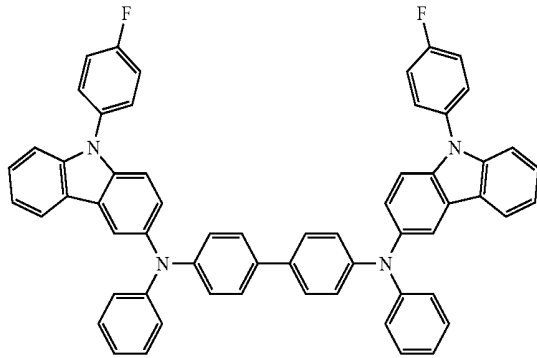
20

308

25

30

35



40

309

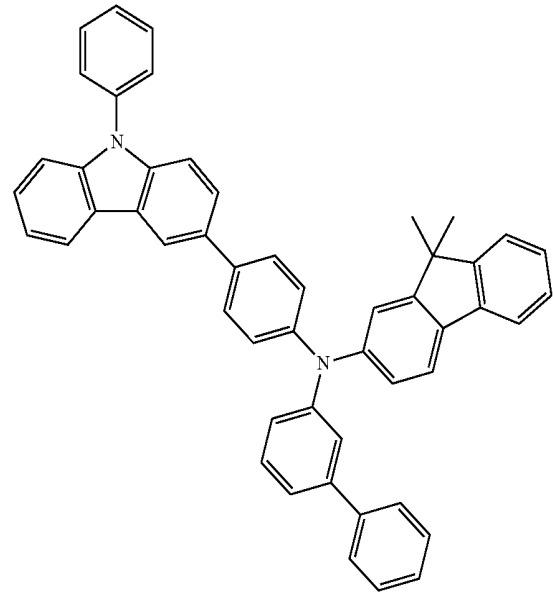
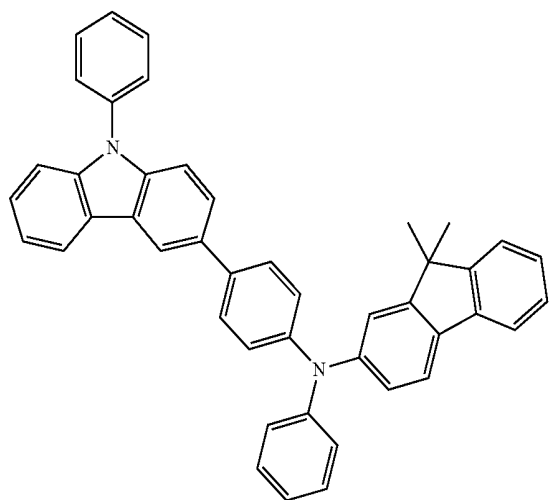
45

50

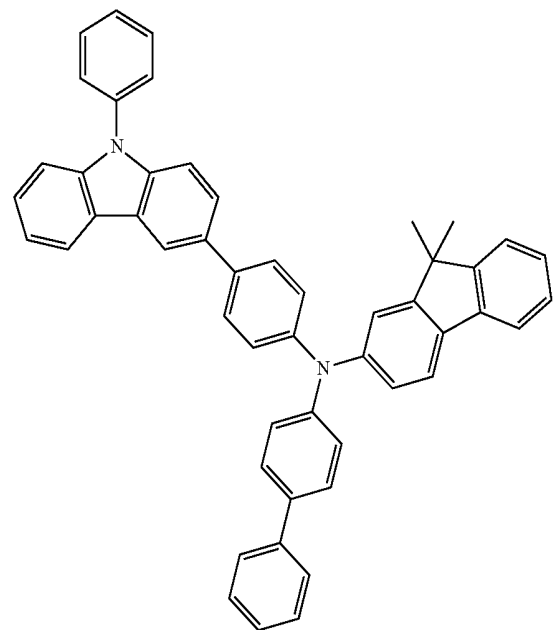
55

60

65

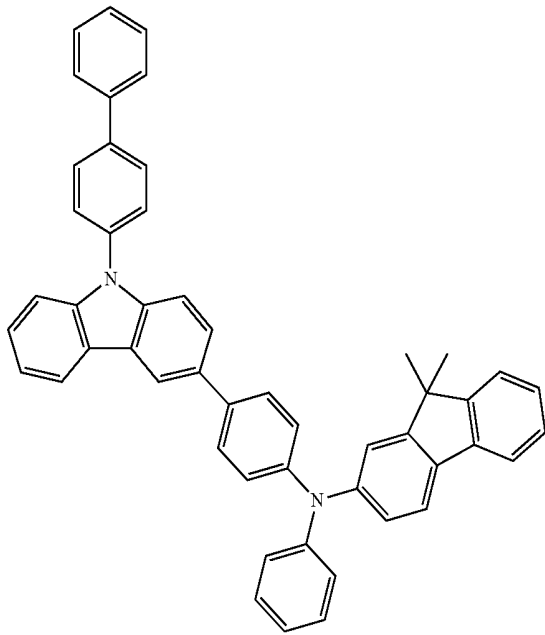


311



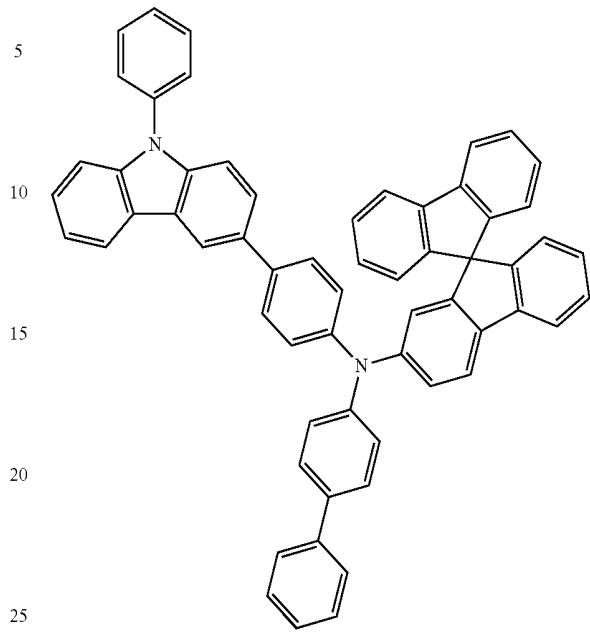
53
-continued

312



54
-continued

314



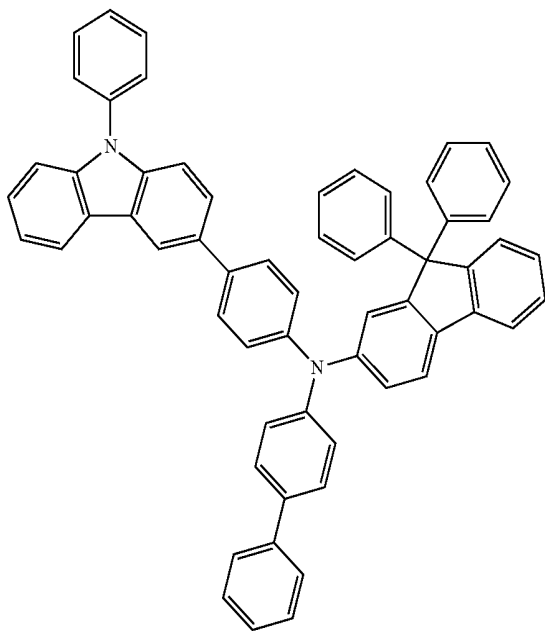
25

30

35

313

315



40

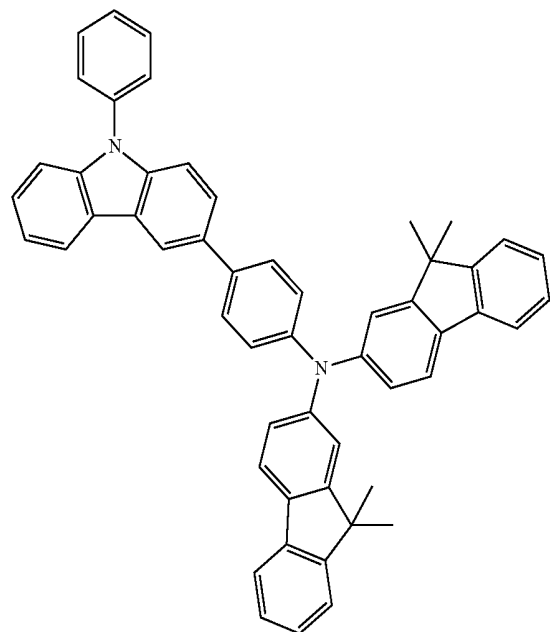
45

50

55

60

65

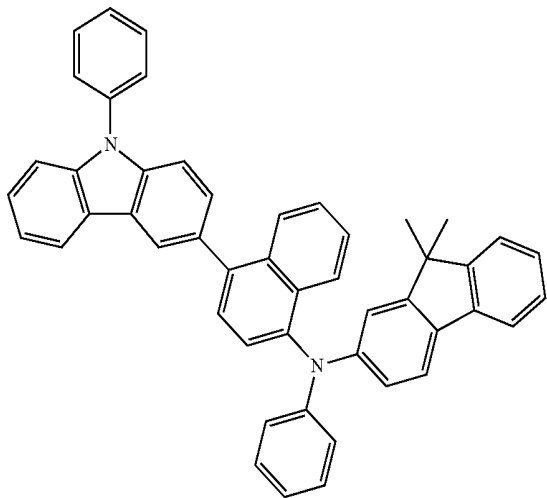


55
-continued

56
-continued

319

316



5

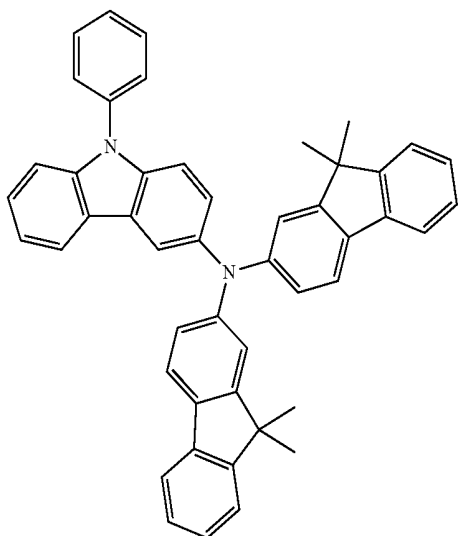
10

15

20

317

25



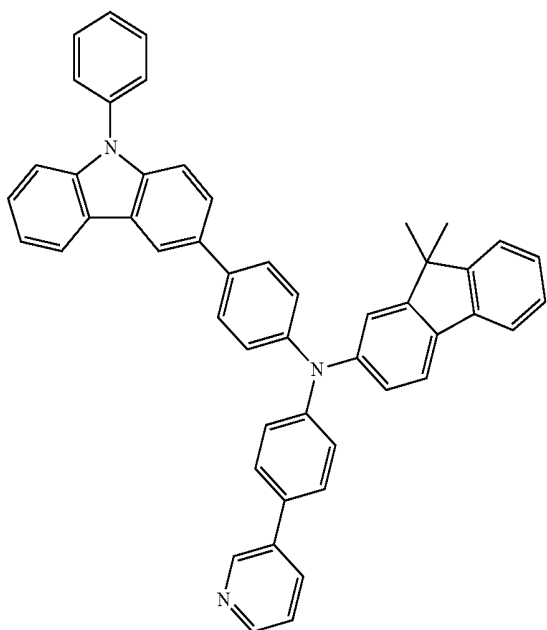
30

35

40

318

45

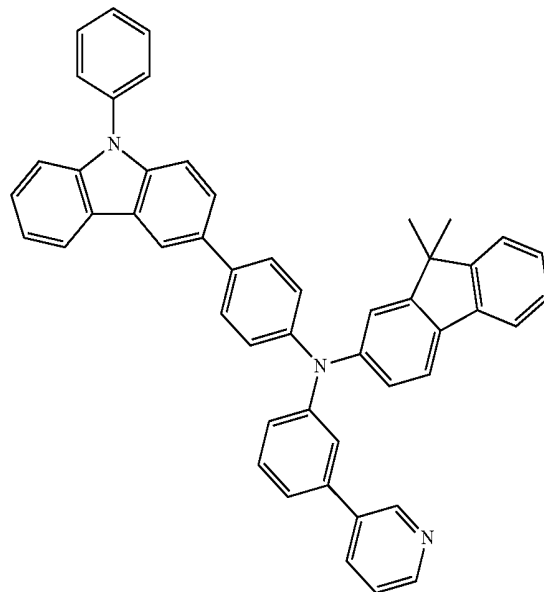


50

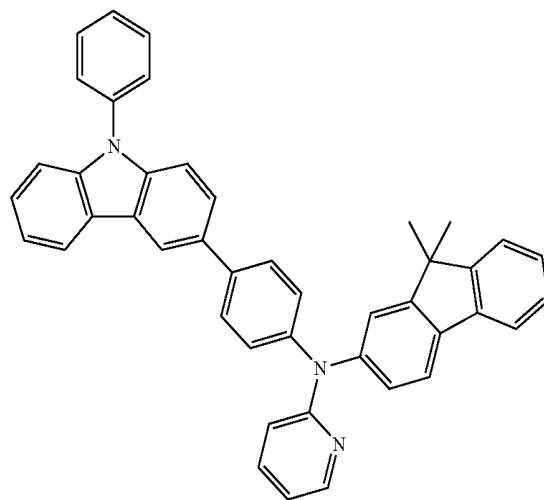
55

60

65



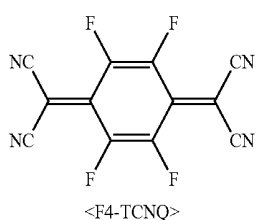
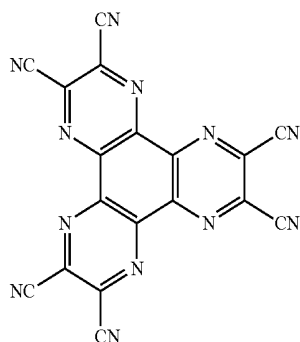
320



At least one of the HIL, HTL, and H-functional layer may further include a charge-generating material for improved layer conductivity, in addition to a known hole injecting material, hole transport material, and/or material having both hole injection and hole transport capabilities as described above.

The charge-generating material may be, for example, a p-dopant. The p-dopant may be one of quinine derivatives, metal oxides, and compounds with a cyano group, but are not limited thereto. Non-limiting examples of the p-dopant include quinone derivatives such as tetracyanoquinodimethane (TCNQ), 2,3,5,6-tetrafluoro-tetracyano-1,4-benzoquinodimethane (F4-TCNQ), and the like; metal oxides such as tungsten oxide, molybdenum oxide, and the like; and cyano-containing compounds such as Compound 200 below.

57



When the hole injection layer, hole transport layer, or H-functional layer further includes a charge-generating material, the charge-generating material may be homogeneously dispersed or inhomogeneously distributed in the layer.

A buffer layer may be disposed between at least one of the HIL, HTL, and H-functional layer, and the EML. The buffer layer may compensate for an optical resonance distance of light according to a wavelength of the light emitted from the EML, and thus may increase efficiency. The buffer layer may include any hole injecting material or hole transporting material that are widely known. In some other embodiments, the buffer layer may include the same material as one of the materials included in the HIL, HTL, and H-functional layer that underly the buffer layer.

Then, an EML may be formed on the HTL, H-functional layer, or buffer layer by vacuum deposition, spin coating, casting, Langmuir-Blodgett (LB) deposition, or the like. When the EML is formed using vacuum deposition or spin coating, the deposition and coating conditions may be similar to those for the formation of the HIL, though the conditions for deposition and coating may vary according to the material that is used to form the EML.

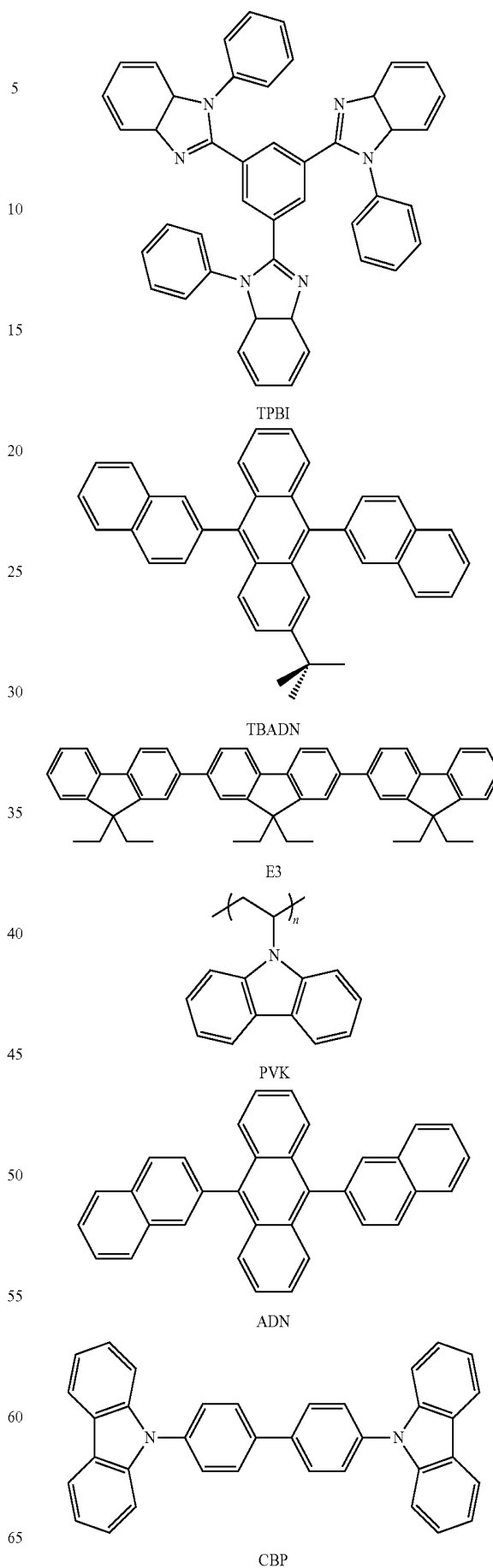
The EML may include at least one of the amine-based compounds of Formula 1.

The amine-based compound in the EML may serve as a dopant, for example, as a blue fluorescent dopant. The EML may further include a host, in addition to the amine-based compound.

Example of the host are Alq₃, 4,4'-N,N'-dicarbazole-biphenyl (GBP), poly(n-vinylcarbazole) (PVK), 9,10-di(naphthalene-2-yl)anthracene (ADN), TCTA, 1,3,5-tris(N-phenylbenzimidazole-2-yl)benzene (TPBI), 3-tert-butyl-9,10-di-2-naphthylanthracene (TBADN), E3, distyrylarylene (DSA), dmCBP (see a formula below), and Compounds 501 to 509 below, but are not limited thereto.

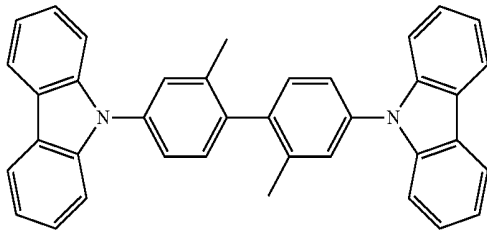
58

Compound 200

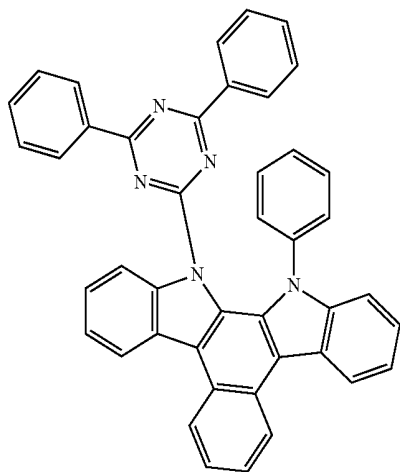
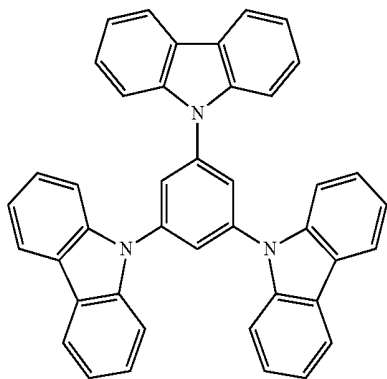
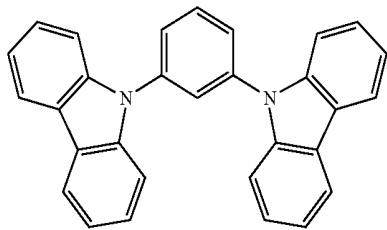


59

-continued

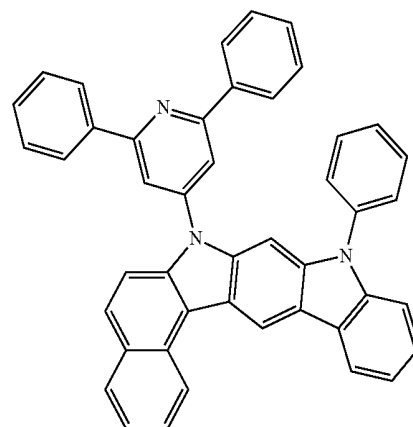
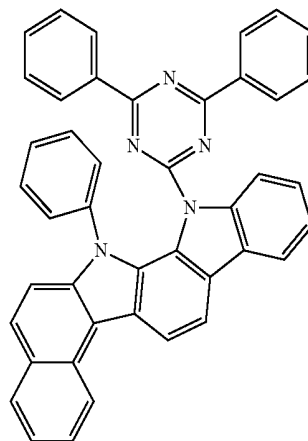
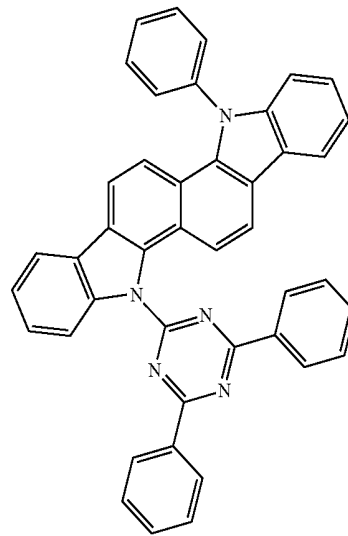


dmCBP



60

-continued



504

5

10

15

20

25

30

35

40

45

50

55

60

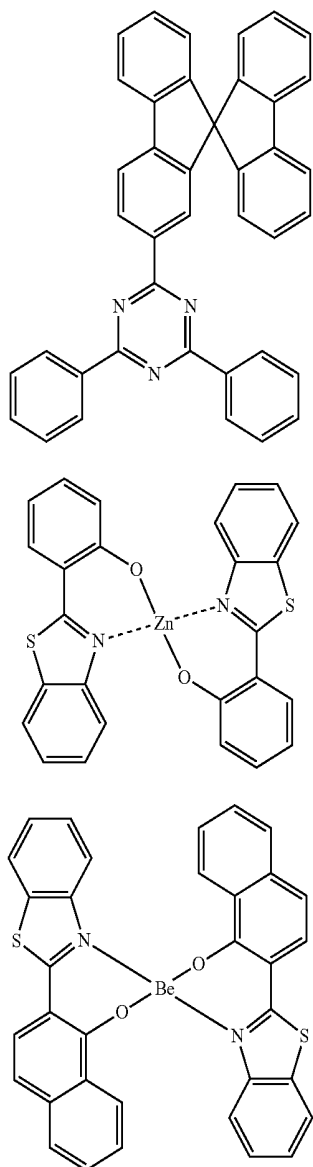
65

505

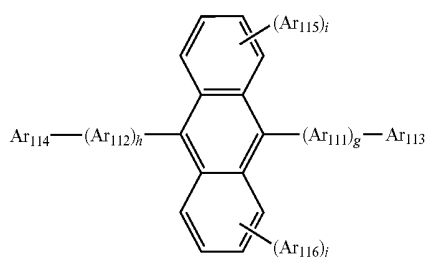
506

61

-continued



In some embodiments, an anthracene-based compound represented by Formula 400 below may be used as the host.



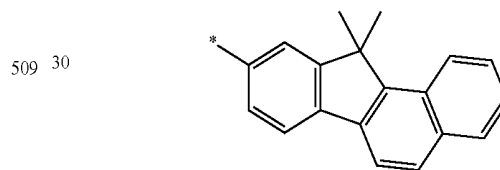
In Formula 400, Ar_{111} and Ar_{112} are each independently a substituted or unsubstituted C_6-C_{60} arylene group; Ar_{113} to Ar_{116} are each independently a substituted or unsubstituted C_1-C_{10} alkyl group or a substituted or unsubstituted C_6-C_{60} aryl group; and $g, h, i,$ and j are each independently an integer from 0 to 4.

62

507 In some non-limiting embodiments, Ar_{111} and Ar_{112} in Formula 400 may be each independently a phenylene group, a naphthylene group, a phenanthrenylene group, or a pyrenylene group; or a phenylene group, a naphthylene group, a phenanthrenylene group, a fluorenyl group, or a pyrenylene group that are substituted with at least one of a phenyl group, a naphthyl group, and an anthryl group.

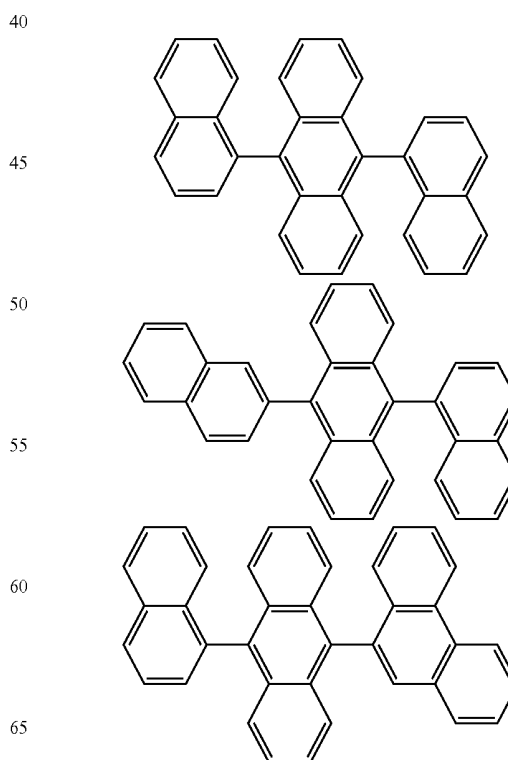
5 In Formula 400 above, $g, h, i,$ and j may be each independently 0, 1, or 2.

10 In some non-limiting embodiments, Ar_{113} to Ar_{116} in Formula 400 may be each independently one of a C_1-C_{10} alkyl group substituted with at least one of a phenyl group, a naphthyl group, and an anthryl group; a phenyl group; a naphthyl group; an anthryl group; a pyrenyl group; a phenanthrenyl group; a fluorenyl group; a phenyl group, a naphthyl group, an anthryl group, a pyrenyl group, a phenanthrenyl group, and a fluorenyl group that are substituted with at least one of a deuterium atom, a halogen atom, a hydroxyl group, a cyano group, $-NO_2$, an amino group, an amidino group, hydrazine, hydrazone, a carboxyl group or a salt thereof, a sulfonic acid group or a salt thereof, a phosphoric acid or a salt thereof, a C_1-C_{60} alkyl group, a C_2-C_{60} alkenyl group, a C_2-C_{60} alkynyl group, a C_1-C_{60} alkoxy group, a phenyl group, a naphthyl group, an anthryl group, a pyrenyl group, a phenanthrenyl group, and a fluorenyl group; and



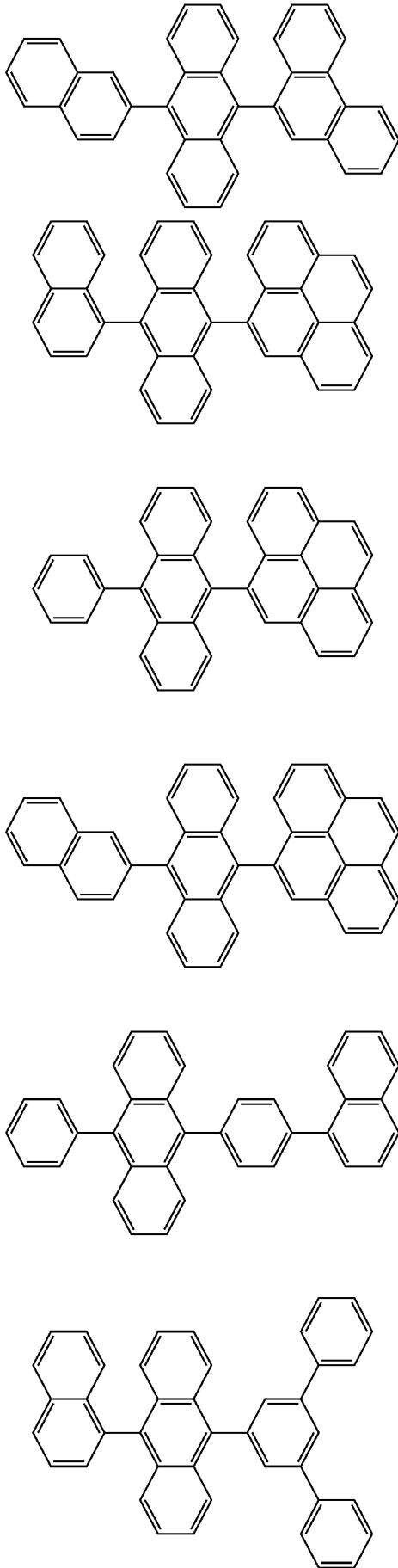
509 30 For example, the anthracene compound of Formula 400 above may be one of the compounds represented by the following formulae, but is not limited thereto:

Formula 400



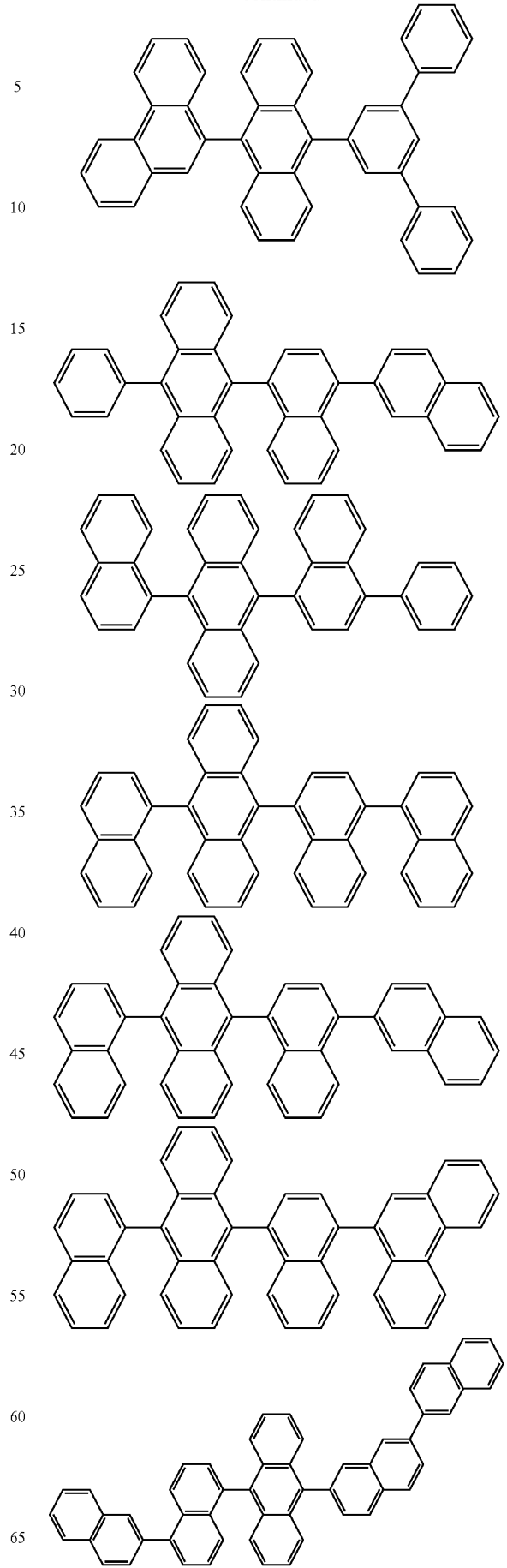
63

-continued



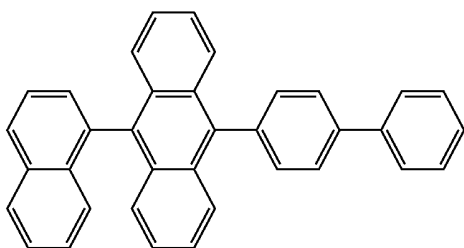
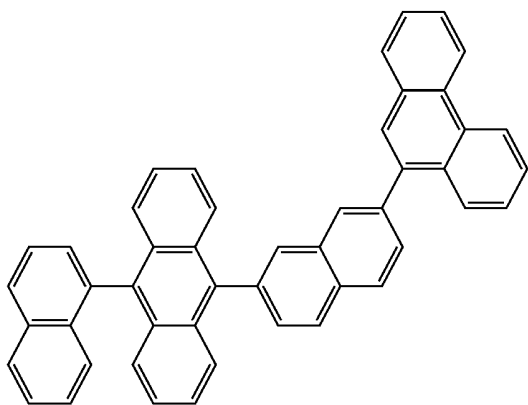
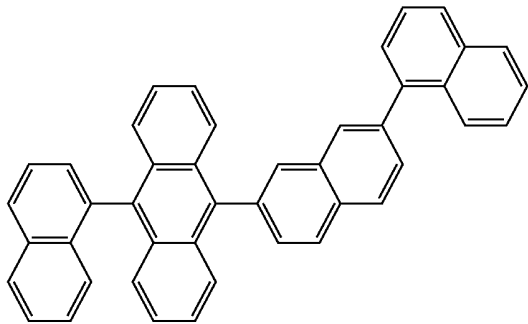
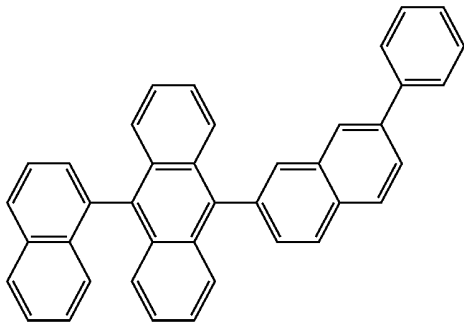
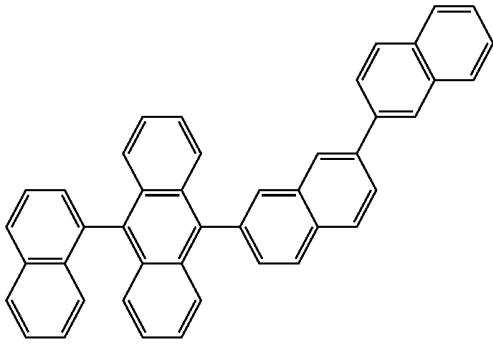
64

-continued



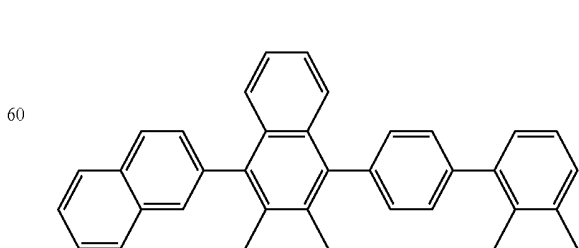
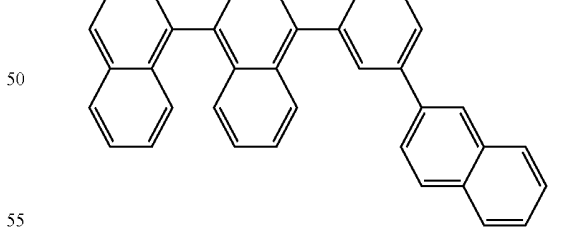
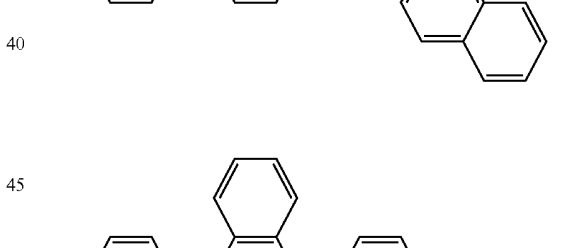
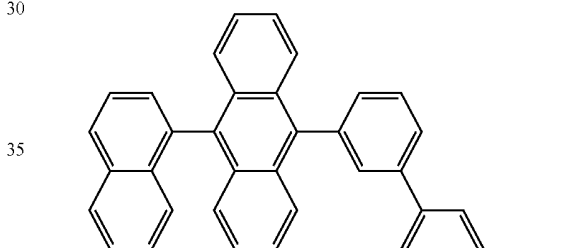
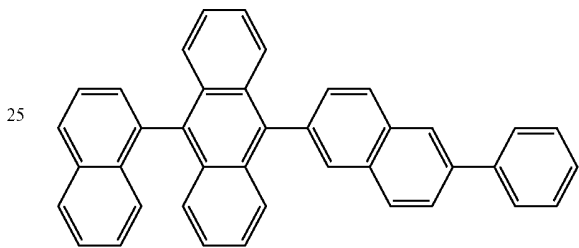
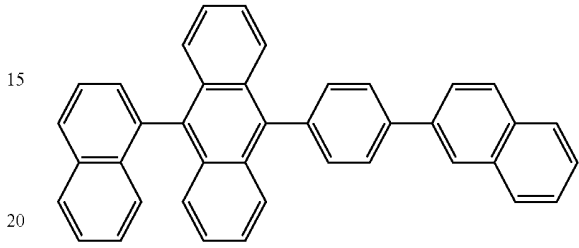
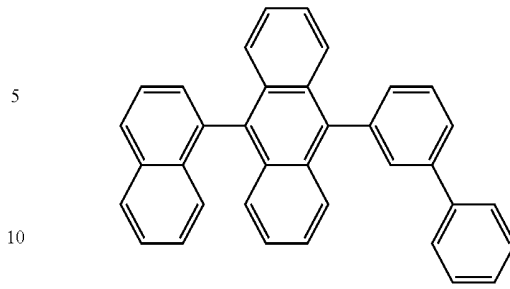
65

-continued



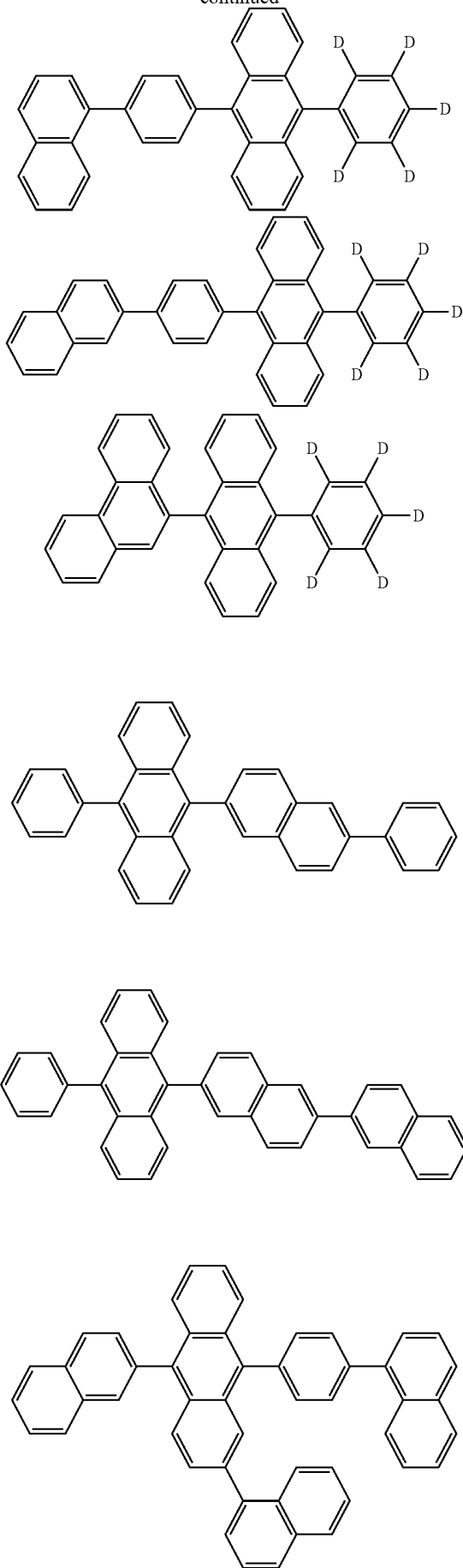
66

-continued



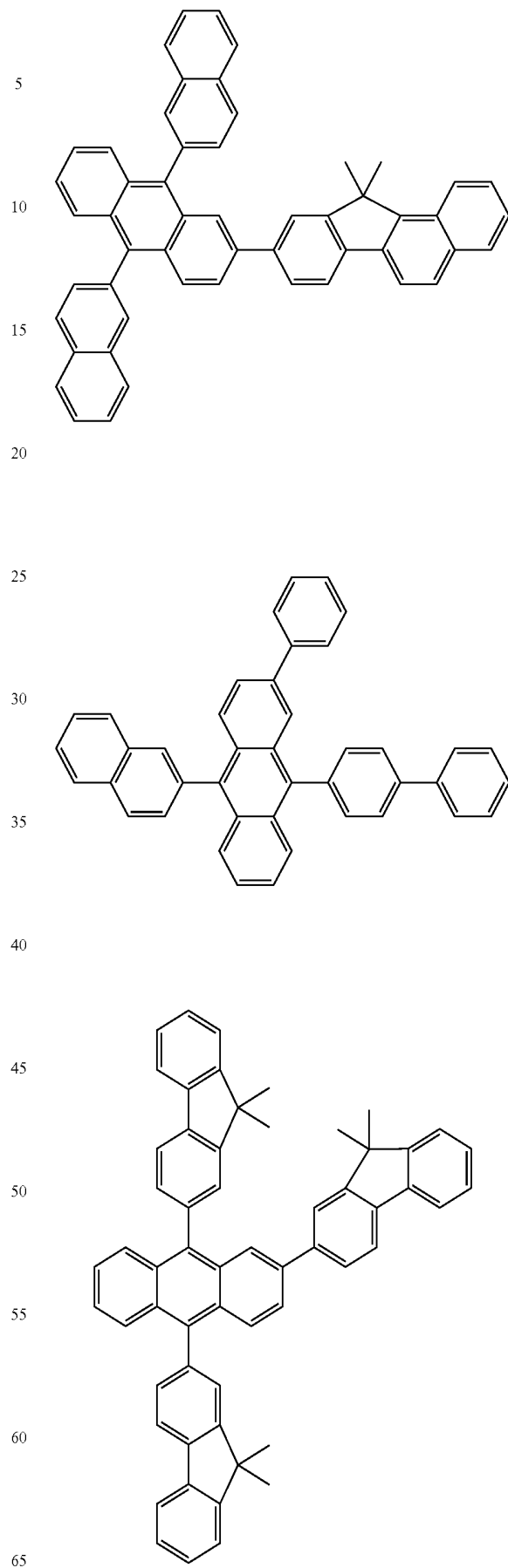
67

-continued



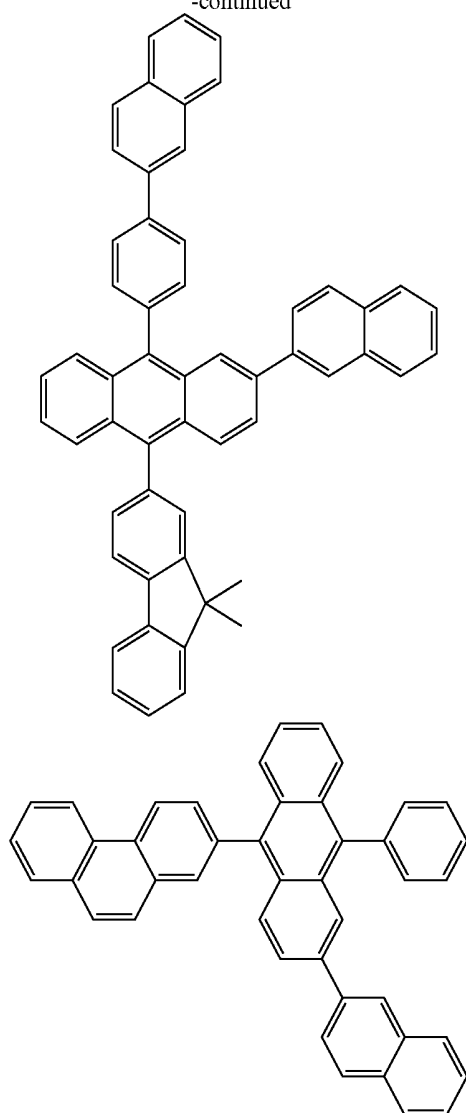
68

-continued



69

-continued



70

5

10

15

20

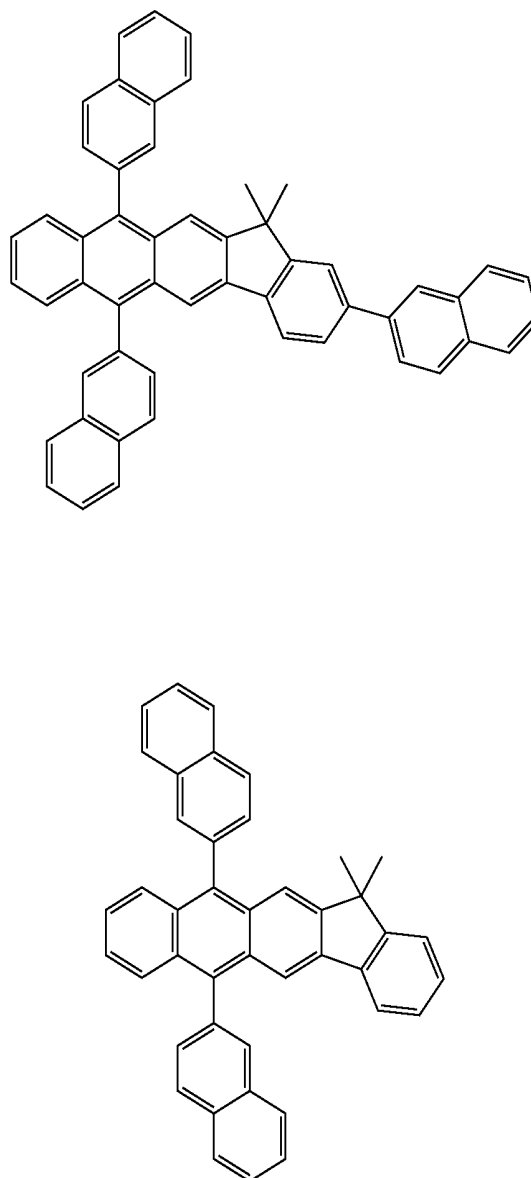
25

30

35

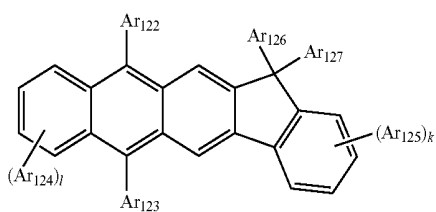
40

45



In some embodiments, an anthracene-based compound represented by Formula 401 below may be used as the host.

Formula 401



50

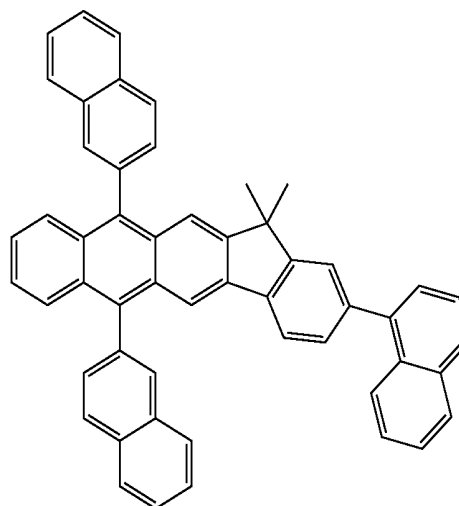
55

Ar_{122} to Ar_{125} in Formula 401 above may be defined as described above in conjunction with Ar_{113} of Formula 400, and thus a detailed description thereof will not be provided here.

Ar_{126} and Ar_{127} in Formula 401 above may be each independently a C_1 - C_{10} alkyl group, for example, a methyl group, an ethyl group, or a propyl group.

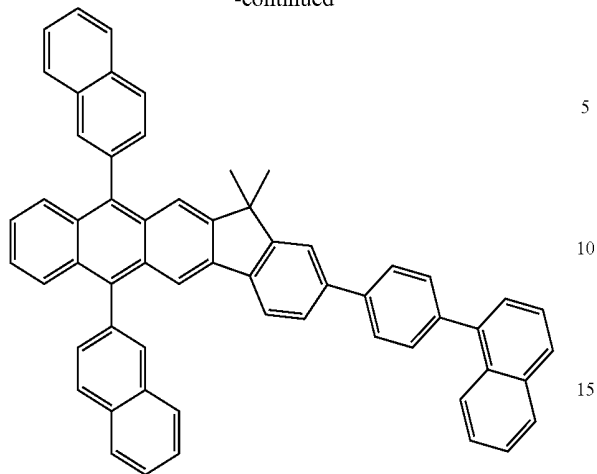
In Formula 401, k and l may be each independently an integer from 0 to 4, for example, 0, 1, or 2.

For example, the anthracene compound of Formula 401 above may be one of the compounds represented by the following formulae, but is not limited thereto:



71

-continued



5

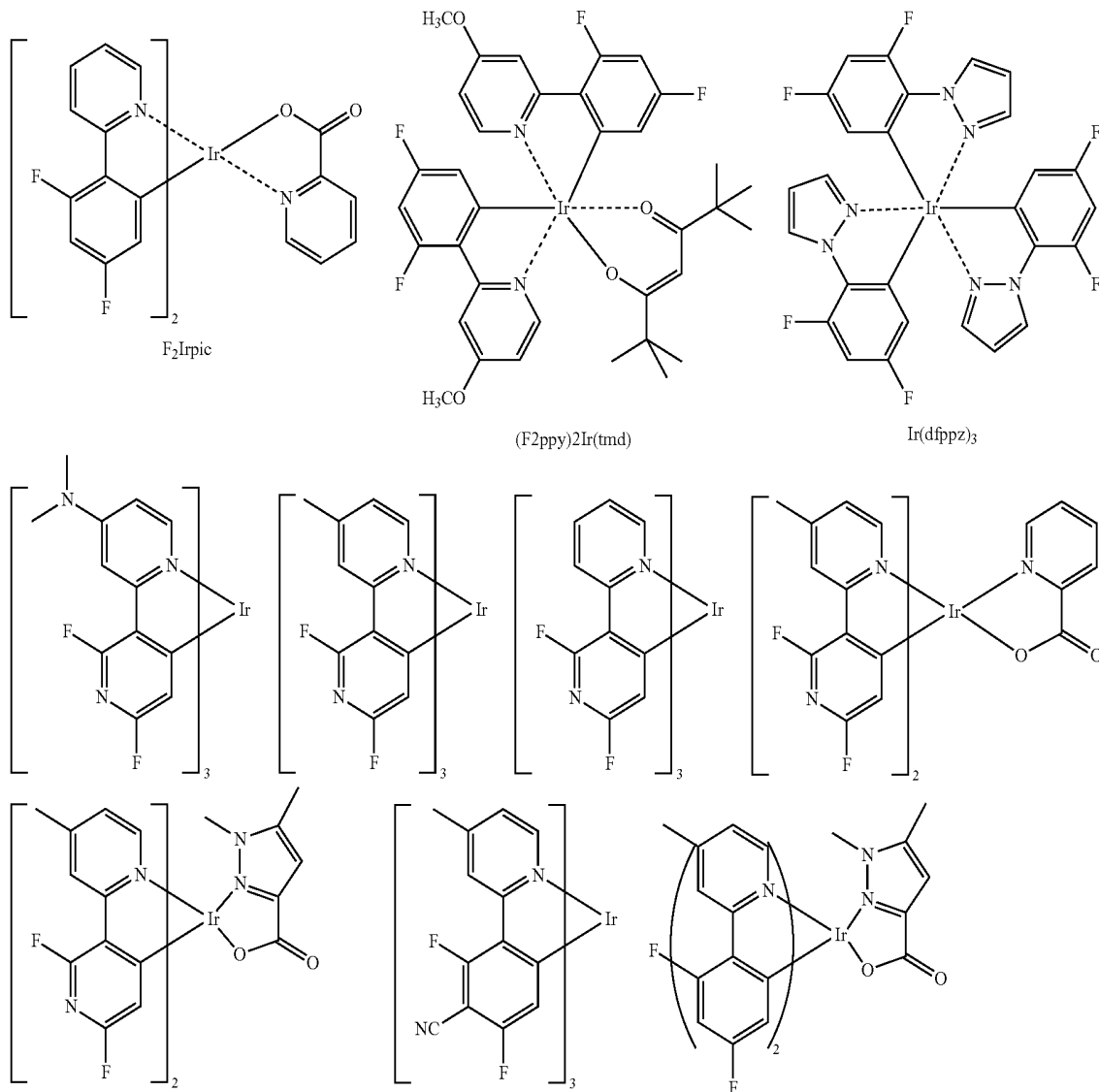
10

15

72

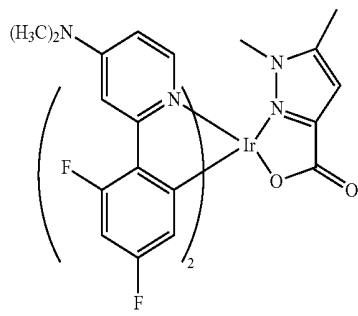
The amine-based compound in the EML may serve as a host. The EML may further include a dopant, for example, a blue dopant, a green dopant, or a red dopant, in addition to the amine-based compound.

Non-limiting examples of the blue dopant are compounds represented by the following formulae.

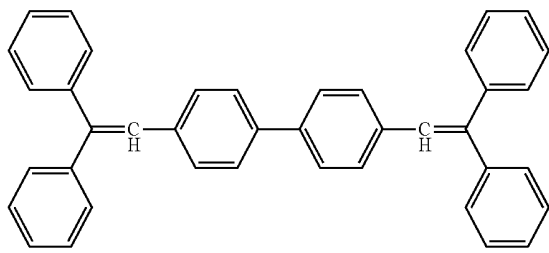
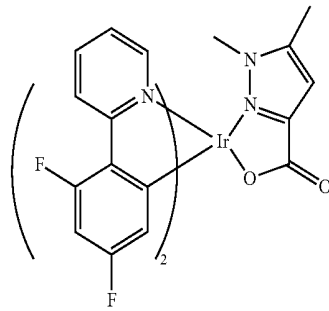


73

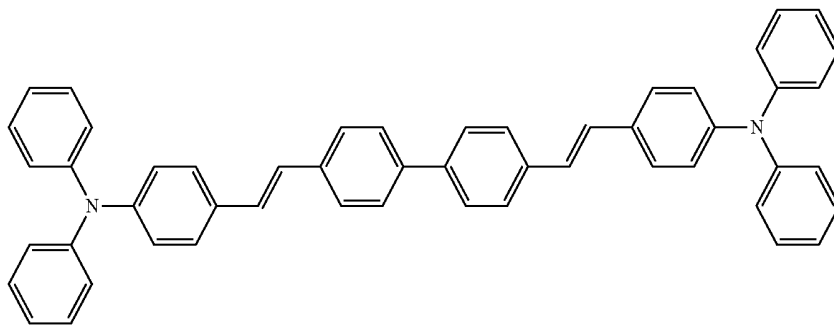
74



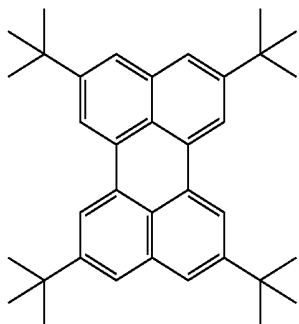
-continued



DPVBi



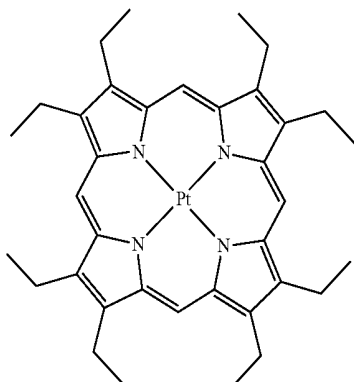
DPAVBi



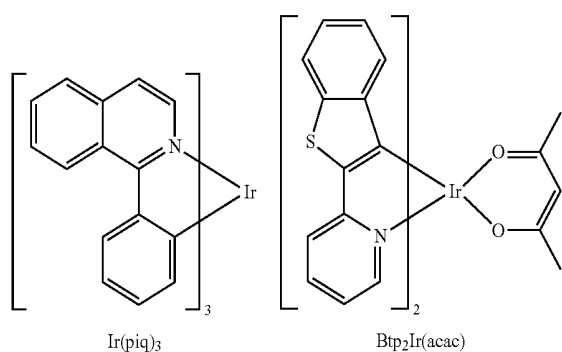
TBPe

75

Non-limiting examples of the red dopant are compounds represented by the following formulae. In some embodiments, the red dopant may be DCM or DCJTB, which will be described later.

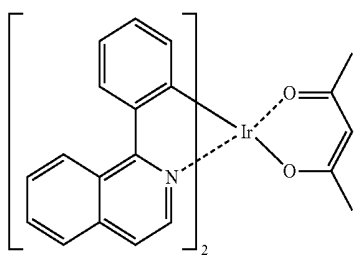


PtOEP

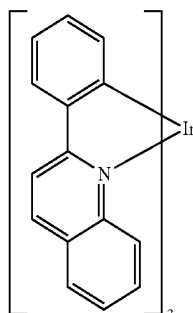


Ir(piq)₃

Btp₂Ir(acac)



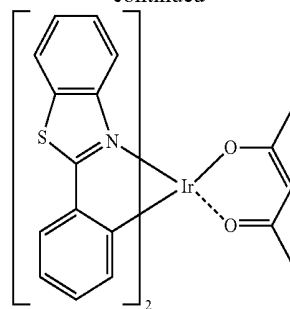
Ir(pq)₂(acac)



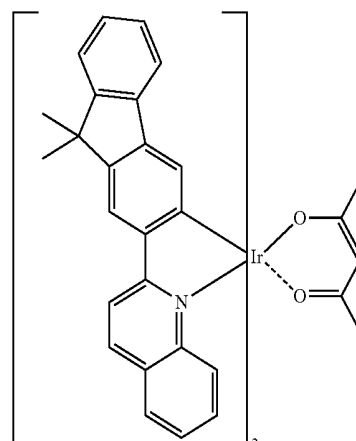
Ir(2-phq)₃

76

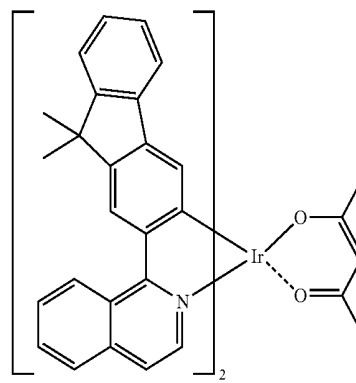
-continued



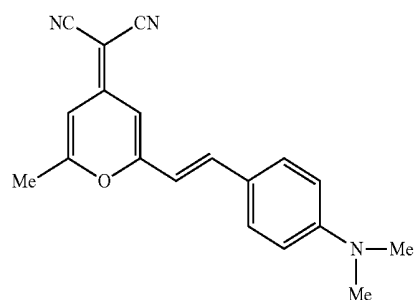
Ir(BT)₂(acac)



Ir(flq)₂(acac)

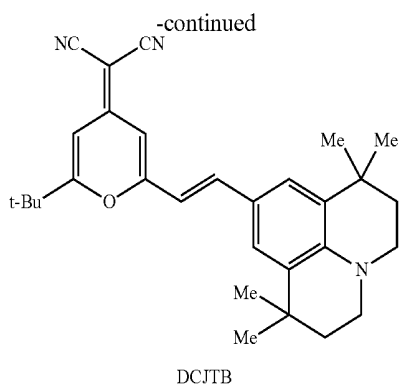


Ir(fliq)₂(acac)

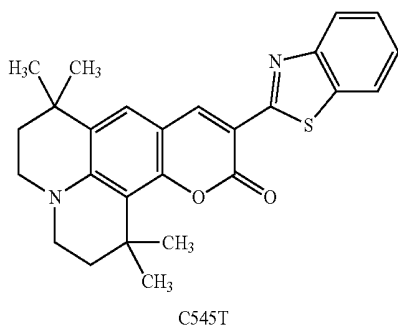
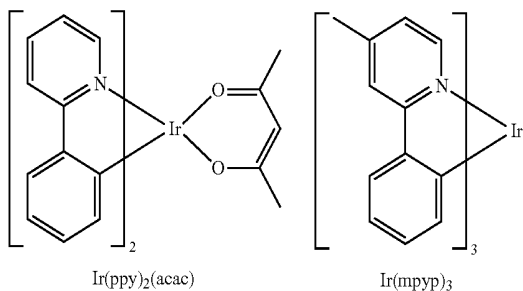
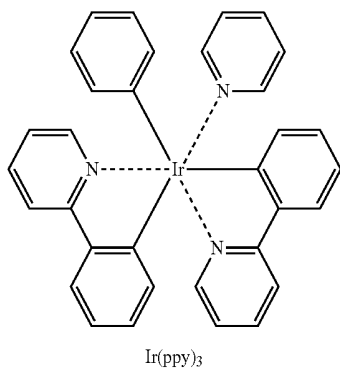


DCM

77

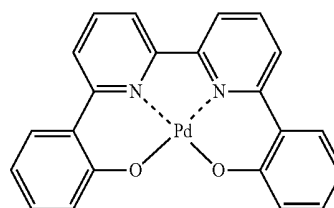


Non-limiting examples of the green dopant are compounds represented by the following formulae. In an embodiment, the green dopant may be C545T represented below.



Non-limiting examples of the dopant that may be used in the EML are Pt complexes represented by the following formulae.

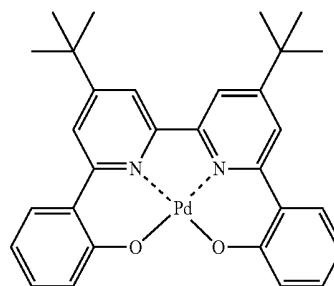
78



5

10

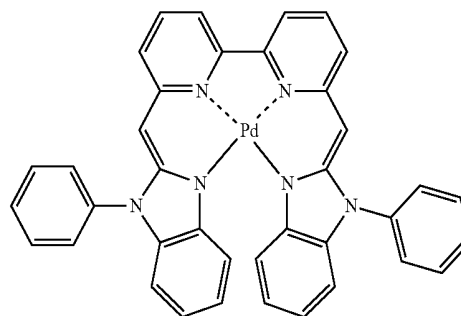
D2



15

20

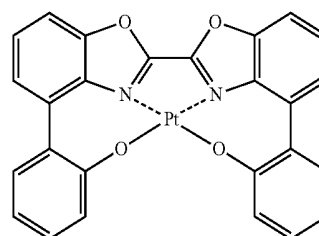
D3



25

30

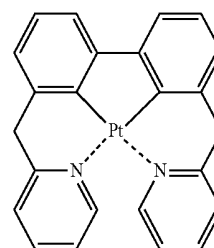
D4



35

40

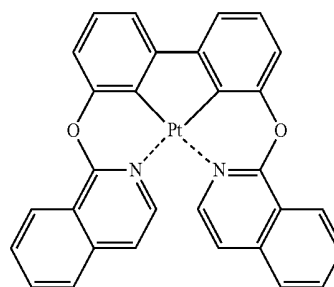
D5



45

50

D6

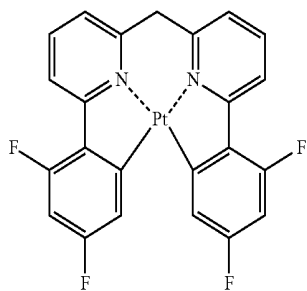
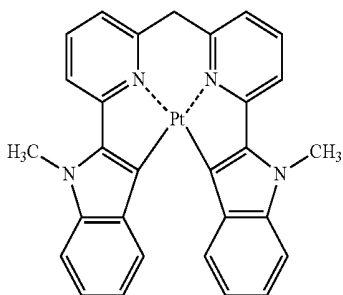
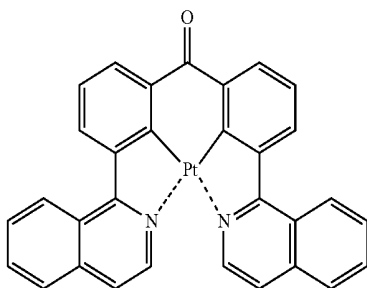
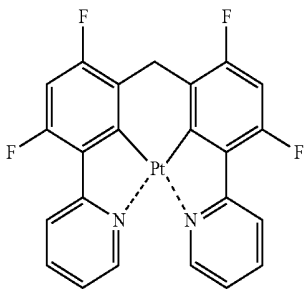
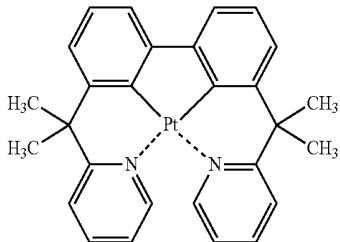
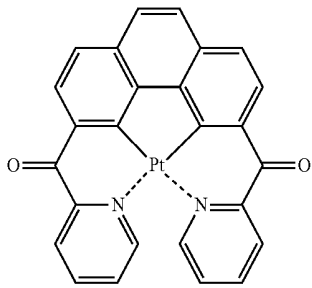


55

60

79

-continued



80

-continued

D7

5

10

D8

15

20

D9

25

30

D10

35

40

D11

45

50

D12

55

60

65

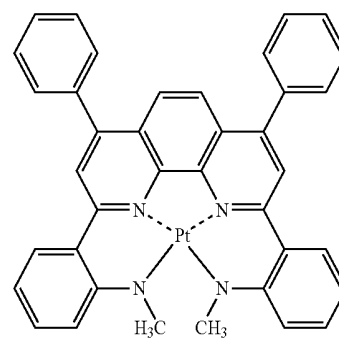
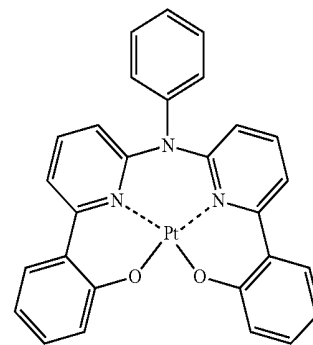
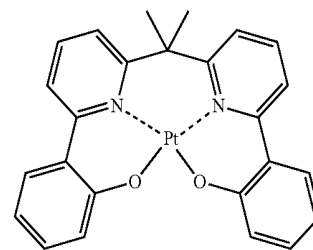
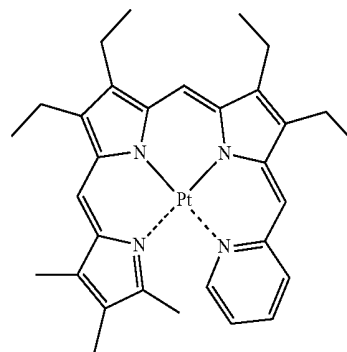
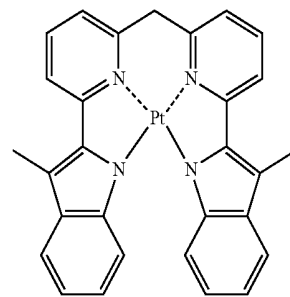
D13

D14

D15

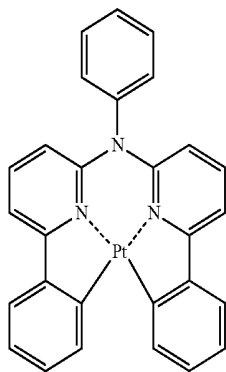
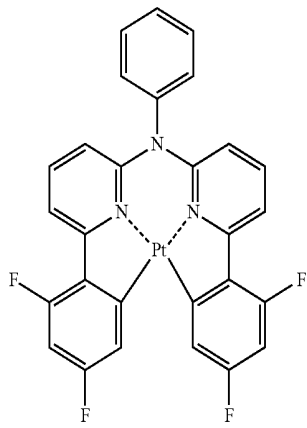
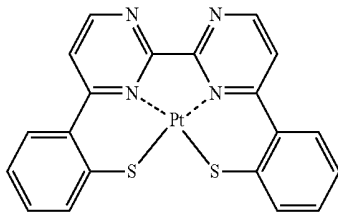
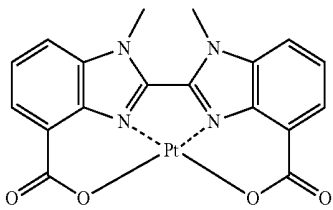
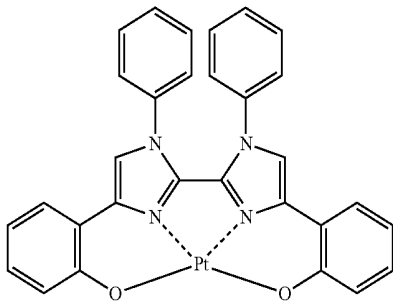
D16

D17



81

-continued

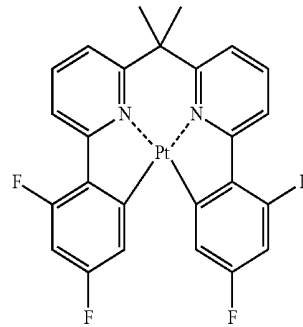


82

-continued

D18

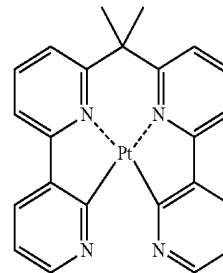
5



D23

D19

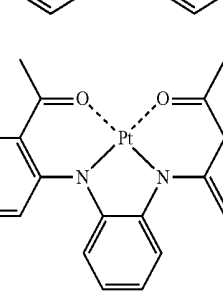
15



D24

D20

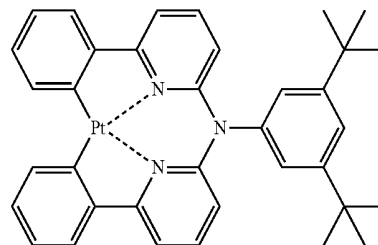
20



D25

D21

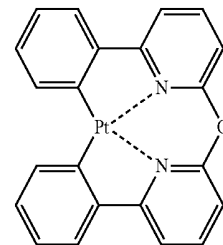
35



D26

40

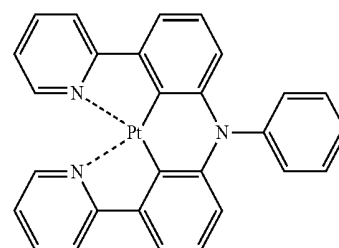
45



D27

D22

55



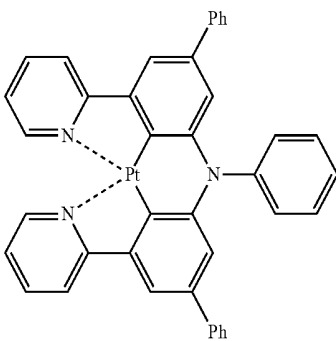
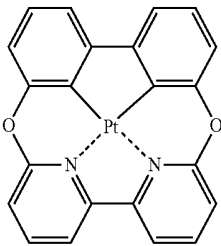
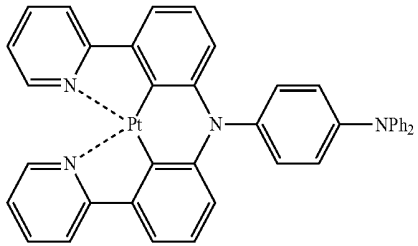
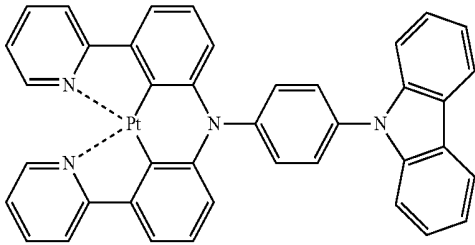
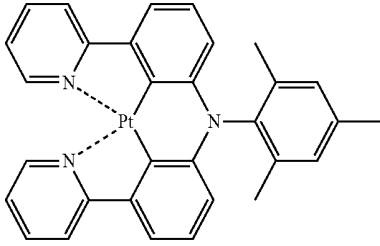
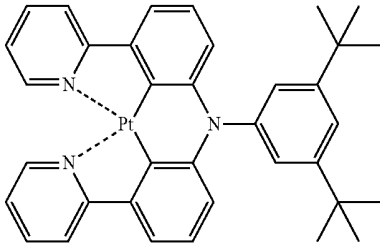
D28

60

65

83

-continued



84

-continued

D29

5

10

D30

15

20

D31

25

D32

35

40

D33

45

50

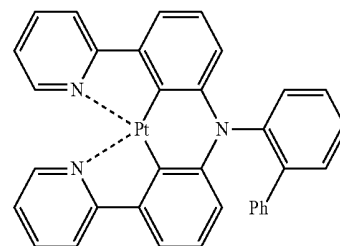
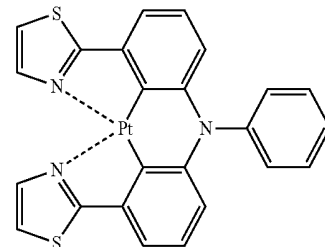
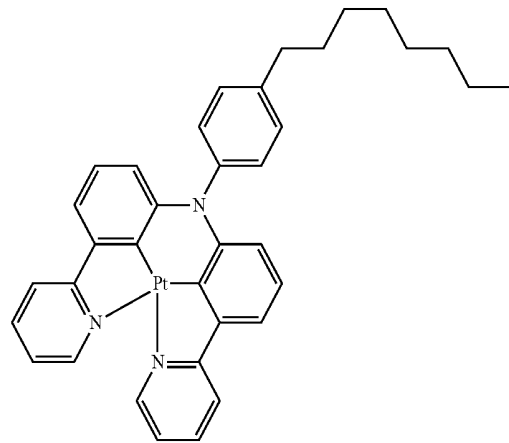
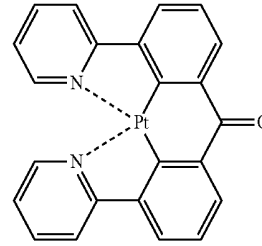
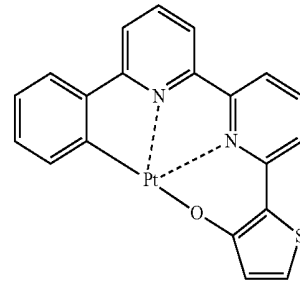
D34

55

60

65

D35



D36

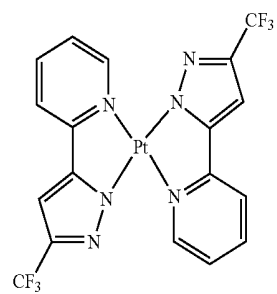
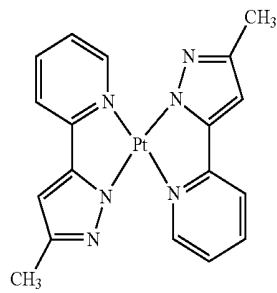
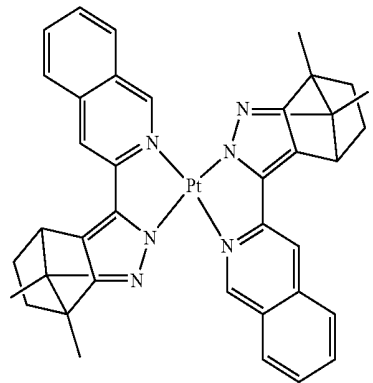
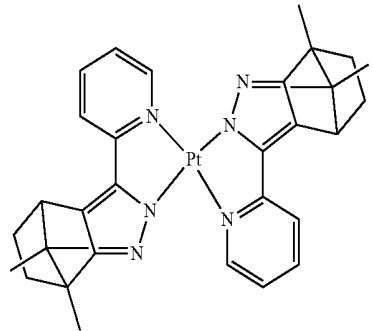
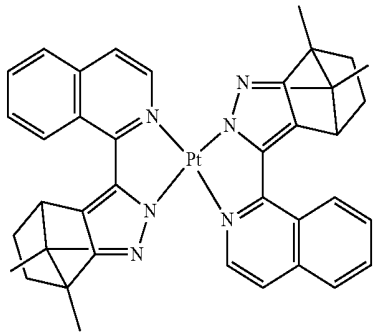
D37

D38

D39

85

-continued



86

-continued

D40

5

10

D41 15

20

25

D42

30

35

40

D43

45

50

D44

60

65

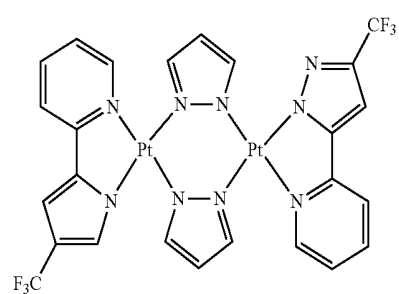
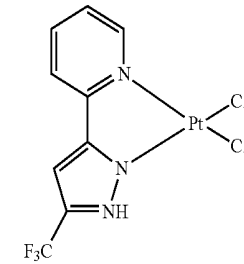
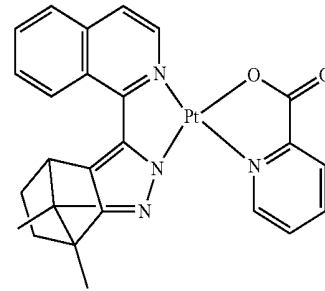
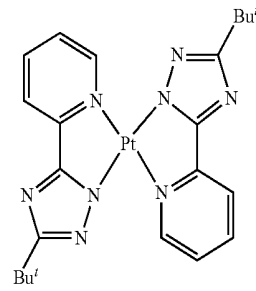
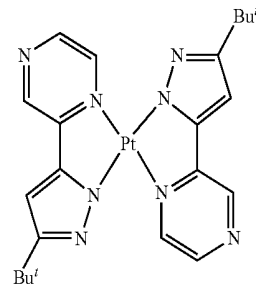
D45

D46

D47

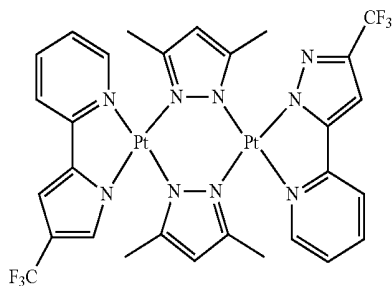
D48

D49



87

-continued



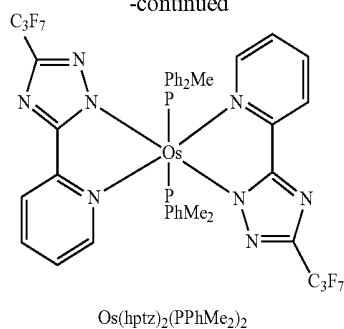
88

-continued

D50

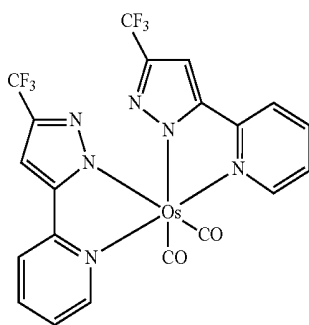
5

10

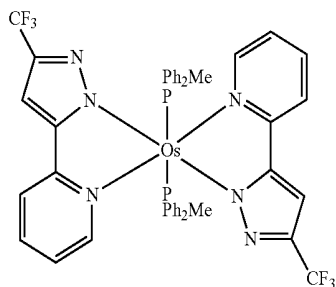


Non-limiting examples of the dopant that may be used in the EML are Os complexes represented by the following formulae.

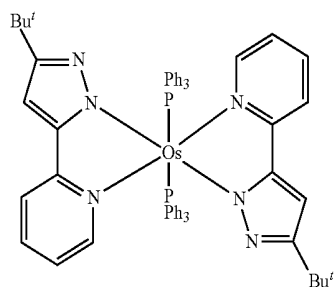
15



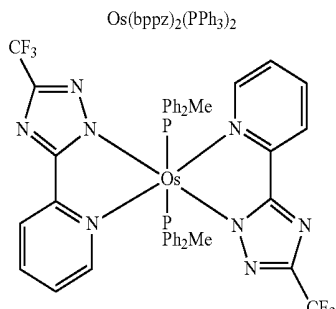
20



25



30



35

40

45

50

55

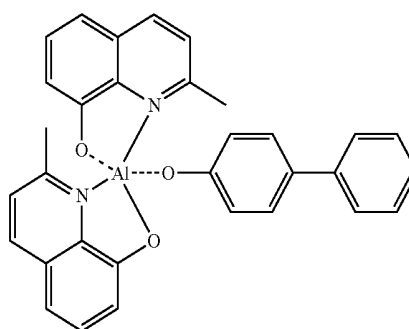
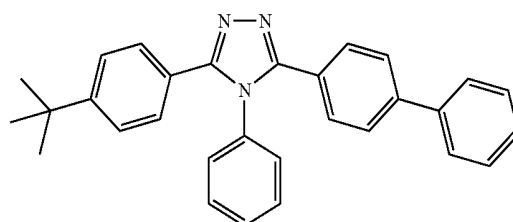
60

65

When the EML includes both a host and a dopant, the amount of the dopant may be from about 0.01 to about 15 parts by weight based on 100 parts by weight of the host. However, the amount of the dopant is not limited to this range.

The thickness of the EML may be about 100 Å to about 1000 Å, and in some embodiments, may be about 200 Å to about 600 Å. When the thickness of the EML is within these ranges, the EML may have good light emitting ability without a substantial increase in driving voltage.

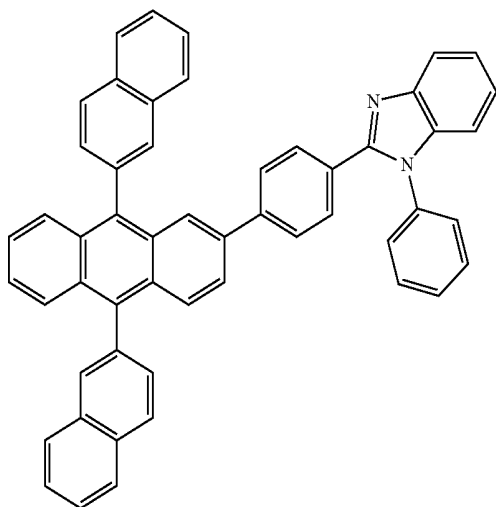
Then, an ETL may be formed on the EML by vacuum deposition, spin coating, casting, or the like. When the ETL is formed using vacuum deposition or spin coating, the deposition and coating conditions may be similar to those for the formation of the HIL, though the deposition and coating conditions may vary according to a compound that is used to form the ETL. A material for forming the ETL may be any known material that can stably transport electrons injected from an electron injecting electrode (cathode). Examples of materials for forming the ETL are a quinoline derivative, such as tris(8-quinolinorate)aluminum (Alq₃), TAZ, BAlq, beryllium bis(benzoquinolin-10-olate) (Bebq₂), 9,10-di(naphthalene-2-yl)anthracene (ADN), Compound 201, and Compound 202, but are not limited thereto.



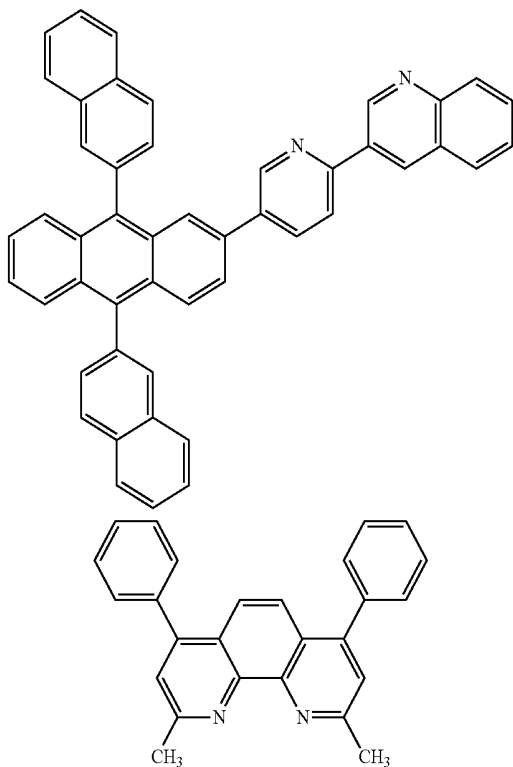
89

-continued

Compound 201



Compound 202



BCP

The ETL may include at least one of the amine-based compounds described above.

When the amine-based material of Formula 1 is used as a material for forming the ETL, efficiency and/or lifetime of the organic light-emitting diode may be improved. The ETL including the amine-based compound of Formula 1 may further include a metal complex, for example, lithium quinolate.

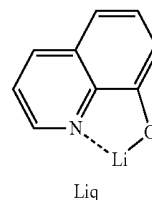
The thickness of the ETL may be in a range of about 100 Å to about 1,000 Å, and in some embodiments, may be about 150 Å to about 500 Å. When the thickness of the ETL is within these ranges, the ETL may have satisfactory electron transporting ability without a substantial increase in driving voltage.

In some embodiments the ETL may include further include a metal-containing material, in addition to any known electron-transporting organic compound.

90

The metal-containing material may be a lithium (Li) complex. Non-limiting examples of the Li complex are lithium quinolate (Liq) and Compound 203 below:

5



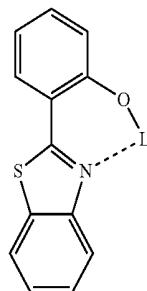
Liq

10

15

20

Compound 203



25

Then, an EIL, which facilitates injection of electrons from the cathode, may be formed on the ETL. Any suitable electron-injecting material may be used to form the EIL.

Examples of materials for forming the EIL are LiF, NaCl, CsF, Li₂O, and BaO, which are known in the art. The deposition and coating conditions for forming the EIL 18 may be similar to those for the formation of the HIL, though the deposition and coating conditions may vary according to the material that is used to form the EIL 18.

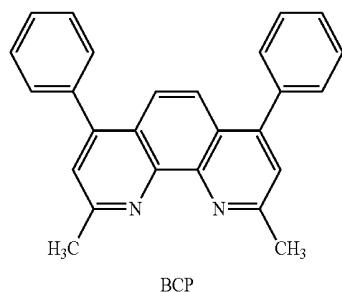
The thickness of the EIL may be about 1 Å to about 100 Å, and in some embodiments, may be about 3 Å to about 90 Å. When the thickness of the EIL is within these ranges, the EIL may have satisfactory electron injection ability without a substantial increase in driving voltage.

The second electrode 17 is disposed on the organic layer 15. The second electrode 17 may be a cathode that is an electron injection electrode. A material for forming the second electrode 17 may be a metal, an alloy, an electro-conductive compound, which have a low work function, or a mixture thereof. In this regard, the second electrode 17 may comprise lithium (Li), magnesium (Mg), aluminum (Al), aluminum (Al)-lithium (Li), calcium (Ca), magnesium (Mg)-indium (In), magnesium (Mg)-silver (Ag), or the like, and may be formed as a thin film type transmission electrode. In some embodiments, to manufacture a top-emission light-emitting diode, the transmission electrode may comprise indium tin oxide (ITO) or indium zinc oxide (IZO).

Although the organic light-emitting device of FIG. 1 is described above, the present embodiments are not limited thereto.

When a phosphorescent dopant is used in the EML, a HBL may be formed between the HTL and the EML or between the H-functional layer and the EML by using vacuum deposition, spin coating, casting, Langmuir-Blodgett (LB) deposition, or the like, in order to prevent diffusion of triplet excitons or holes into the ETL. When the HBL is formed using vacuum deposition or spin coating, the conditions for deposition and coating may be similar to those for the formation of the HIL, although the conditions for deposition and coating may vary according to the material that is used to form the HBL. Any known hole-blocking material may be used. Non-limiting examples of hole-blocking materials are oxadiazole deriva-

tives, triazole derivatives, and phenanthroline derivatives. For example, BCP represented by the following formula may be used as a material for forming the HBL.



The thickness of the HBL may be from about 20 Å to about 1000 Å, and in some embodiments, may be from about 30 Å to about 300 Å. When the thickness of the HBL is within these ranges, the HBL may have a good hole blocking ability without a substantial increase in driving voltage.

Examples of the unsubstituted C_1 - C_{60} alkyl group (or C_1 - C_{60} alkyl group) as used herein are C_1 - C_{60} linear or branched alkyl groups, such as methyl, ethyl group, propyl, ethyl, propyl, isobutyl, sec-butyl, pentyl, iso-amyl, and hexyl. Examples of the substituted C_1 - C_{60} alkyl group are a C_1 - C_{60} alkyl group of which at least one hydrogen atom is substituted with at least one of a deuterium atom; —F; —Cl; —Br; —I; —CN; a hydroxyl group; —NO₂; an amino group; an amidino group; hydrazine; hydrazone; a carboxyl group or a salt thereof; a sulfonic acid group or a salt thereof; a phosphoric acid or a salt thereof; a tri(C_6 - C_{60} aryl)silyl group; a C_1 - C_{60} alkyl group, a C_1 - C_{60} alkoxy group, a C_2 - C_{60} alkenyl group, and a C_2 - C_{60} alkynyl group; an a C_1 - C_{60} alkyl group, a C_1 - C_{60} alkoxy group, a C_2 - C_{60} alkenyl group, and a C_2 - C_{60} alkynyl group of which at least one hydrogen atom are substituted with at least one of a deuterium atom, —F, —Cl, —Br, —I, —CN, a hydroxyl group, —NO₂, an amino group, an amidino group, hydrazine, hydrazone, a carboxyl group or a salt thereof, a sulfonic acid group or a salt thereof, and a phosphoric acid or a salt thereof; a C_3 - C_{60} cycloalkyl group, a C_3 - C_{60} cycloalkenyl group, a C_6 - C_{60} aryl group, a C_2 - C_{60} heteroaryl group, a C_6 - C_{60} aralkyl group, a C_6 - C_{60} aryloxy group, and a C_6 - C_{60} arylthiol group; and a C_3 - C_{60} cycloalkyl group, a C_3 - C_{60} cycloalkenyl group, a C_6 - C_{60} aryl group, a C_2 - C_{60} heteroaryl group, a C_6 - C_{60} aralkyl group, a C_6 - C_{60} aryloxy group, and a C_6 - C_{60} arylthiol group that are substituted with at least one of a deuterium atom, —F, —Cl, —Br, —I, —CN, a hydroxyl group, —NO₂, an amino group, an amidino group, hydrazine, hydrazone, a carboxyl group or a salt thereof, a sulfonic acid group or a salt thereof, a phosphoric acid or a salt thereof, a C_1 - C_{60} alkyl group, a C_1 - C_{60} alkyl group substituted with at least one —F, a C_1 - C_{60} alkoxy group, a C_2 - C_{60} alkenyl group, a C_2 - C_{60} alkynyl group, a C_6 - C_{60} aryl group, and a C_2 - C_{60} heteroaryl group.

The unsubstituted C_1 - C_{60} alkoxy group (or C_1 - C_{60} alkoxy group) may be a group represented by —OA, wherein A is an unsubstituted C_1 - C_{60} alkyl group described above. Examples of the unsubstituted C_1 - C_{60} alkoxy group are a methoxy group, an ethoxy group, and an isopropoxy group. At least one of the hydrogen atoms in the alkoxy group may be substituted with the substituents described above in conjunction with the substituted C_1 - C_{60} alkyl group.

The unsubstituted C_2 - C_{60} alkenyl group (or C_2 - C_{60} alkenyl group) is a hydrocarbon chain having a carbon-carbon double bond in the center or at a terminal of the unsubstituted C_2 - C_{60}

alkyl group. Examples of the alkenyl group are an ethenyl group, a propenyl group, a butenyl group, and the like. At least one hydrogen atom in the unsubstituted C_2 - C_{60} alkenyl group may be substituted with those substituents described in conjunction with the substituted C_1 - C_{60} alkyl group.

The unsubstituted C_2 - C_{60} alkynyl group (C_2 - C_{60} alkynyl group) is a C_2 - C_{60} alkyl group having at least one carbon-carbon triple bond in the center or at a terminal thereof. Examples of the unsubstituted C_2 - C_{60} alkynyl group (or C_2 - C_{60} alkynyl group) are an ethenyl group, a propynyl group, and the like. At least one hydrogen atom in the alkynyl group may be substituted with the substituents described above in conjunction with the C_1 - C_{60} alkyl group.

As used herein, the unsubstituted C_3 - C_{60} cycloalkyl group indicates a cyclic, monovalent C_3 - C_{60} saturated hydrocarbon group. Non-limiting examples of the unsubstituted C_3 - C_{60} cycloalkyl group are cyclopropyl, cyclobutyl, cyclopentyl, cyclohexyl, and cyclooctyl. At least one hydrogen atom in the cycloalkynyl group may be substituted with those substituents described above in conjunction with the C_1 - C_{60} alkyl group.

As used herein, the unsubstituted C_3 - C_{60} cycloalkenyl group indicates a nonaromatic, cyclic unsaturated hydrocarbon group with at least one carbon-carbon double bond. Examples of the unsubstituted C_3 - C_{60} cycloalkenyl group are cyclopropenyl, cyclobutenyl, cyclopentenyl, cyclohexenyl, cycloheptenyl, 1,3-cyclohexadienyl, 1,4-cyclohexadienyl, 2,4-cycloheptadienyl, and 1,5-cyclooctadienyl. At least one hydrogen atom in the cycloalkynyl group may be substituted with those substituents described above in conjunction with the substituted C_1 - C_{60} alkyl group.

The unsubstituted C_6 - C_{60} aryl group is a monovalent group having a carbocyclic system having 6 to 60 carbon atoms including at least one aromatic ring. The unsubstituted C_6 - C_{60} arylene group is a bivalent group having a carbocyclic system having 6 to 60 carbon atoms including at least one aromatic ring. When the aryl group and the arylene group have at least two rings, they may be fused to each other via a single bond. At least one hydrogen atom in the aryl group and the arylene group may be substituted with the substituents described above in conjunction with the C_1 - C_{60} alkyl group.

Examples of the substituted or unsubstituted C_6 - C_{60} aryl group are a phenyl group, a C_1 - C_{10} alkylphenyl group (e.g., an ethylphenyl group), a C_1 - C_{10} alkylbiphenyl group (e.g., an ethylbiphenyl group), a halophenyl group (e.g., an o-, m- or p-fluorophenyl group and a dichlorophenyl group), a dicyanophenyl group, trifluoromethoxyphenyl group, an o-, m- or p-tolyl group, an o-, m- or p-cumenyl group, a mesityl group, a phenoxyphenyl group, a (α,α -dimethylbenzene)phenyl group, a (N,N'-dimethyl)aminophenyl group, a (N,N'-diphenyl)aminophenyl group, a pentalenyl group, an indenyl group, a naphthyl group, a halonaphthyl group (e.g., a fluoronaphthyl group), a C_1 - C_{10} alkylnaphthyl group (e.g., a methylnaphthyl group), a C_1 - C_{10} alkoxynaphthyl group (e.g., a methoxynaphthyl group), an anthracenyl group, an azulenyl group, a heptalenyl group, an acenaphthylenyl group, a phenalenyl group, a fluorenyl group, an anthraquinolyl group, a methylanthryl group, a phenanthryl group, a triphenylenyl group, a pyrenyl group, a chrysenyl group, an ethyl-chrysenyl group, a picenyl group, a perylenyl group, a chloroperlylenyl group, a pentaphenyl group, a pentacenyl group, a tetraphenylenyl group, a hexaphenyl group, hexacenyl group, a rubicenyl group, a coronenyl group, a trinaphthylenyl group, a heptaphenyl group, a heptacenyl group, a pyranthrenyl group, and an ovalenyl group. Examples of the substituted C_6 - C_{60} aryl group may be inferred based on those of the unsubstituted C_6 - C_{60} aryl group and the substituted C_1 - C_{60} alkyl group

93

described above. Examples of the substituted or unsubstituted C₆-C₆₀ arylene group may be inferred based on those examples of the substituted or unsubstituted C₆-C₆₀ aryl group described above.

The unsubstituted C₂-C₆₀ heteroaryl group is a monovalent group having at least one aromatic ring having at least one heteroatom selected from among N, O, P, and S as a ring-forming atom. The unsubstituted C₂-C₆₀ heteroarylene group is a bivalent group having at least one aromatic ring having at least one heteroatom selected from among N, O, P, and S. In this regard, when the heteroaryl group and the heteroarylene group have at least two rings, they may be fused to each other via a single bond. At least one hydrogen atom in the heteroaryl group and the heteroarylene group may be substituted with those substituents described above in conjunction with the C₁-C₆₀ alkyl group.

Examples of the unsubstituted C₂-C₆₀ heteroaryl group are a pyrazolyl group, an imidazolyl group, an oxazolyl group, a thiazolyl group, a triazolyl group, a tetrazolyl group, an oxadiazolyl group, a pyridinyl group, a pyridazinyl group, a pyrimidinyl group, a triazinyl group, a carbazolyl group, an indolyl group, a quinolinyl group, an isoquinolinyl group, a benzoimidazolyl group, an imidazopyridinyl group and an imidazopyrimidinyl group. Examples of the unsubstituted C₂-C₆₀ heteroarylene group may be inferred based on those examples of the substituted or unsubstituted C₂-C₆₀ arylene group described above.

The substituted or unsubstituted C₆-C₆₀ aryloxy group indicates —OA₂ (wherein A₂ is a substituted or unsubstituted C₆-C₆₀ aryl group described above). The substituted or unsubstituted C₆-C₆₀ arylthio group indicates —SA₃ (wherein A₃ is a substituted or unsubstituted C₆-C₆₀ aryl group described above).

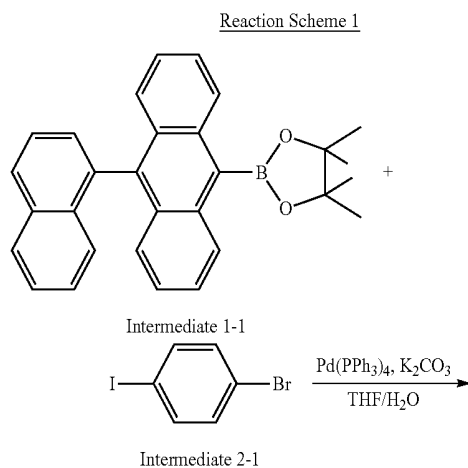
Hereinafter, the present embodiments will be described in detail with reference to the following synthesis examples and other examples. However, these examples are for illustrative purposes only and are not intended to limit the scope of the present embodiments.

EXAMPLES

Synthesis Example 1

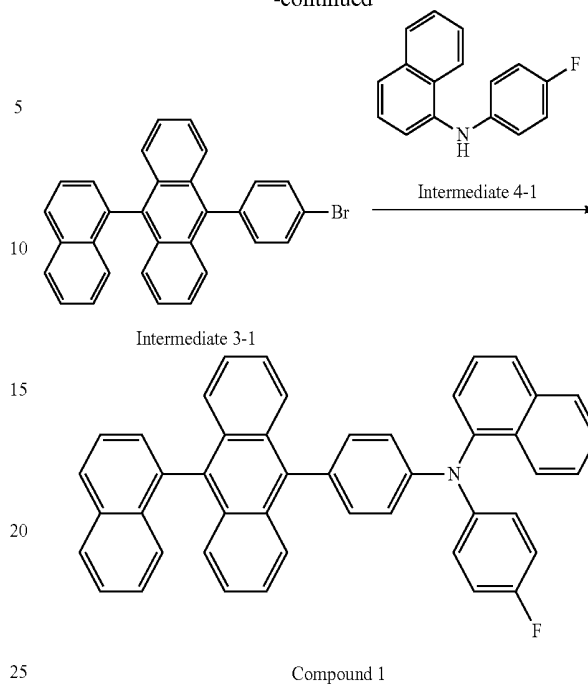
Synthesis of Compound 1

Compound 1 was synthesized according to Reaction Scheme 1 below:



94

-continued



Synthesis of Intermediate 3-1

8.60 g (20.0 mmol) of Intermediate 1-1, 5.66 g (20.0 mmol) of Intermediate 2-1, 1.15 g (1.0 mmol) of tetrakis(triphenylphosphine)palladium(0) (Pd(PPh₃)₄), and 8.29 g (60.0 mmol) of K₂CO₃ were dissolved in 50 mL of a mixed solution of THF/H₂O (2:1), and then the resultant solution was stirred at about 70° C. for about 5 hours. The resultant mixture was cooled to room temperature, followed by three times of extraction with 50 mL of water and 50 mL of diethylether. An organic layer was collected and was dried using magnesium sulfate to evaporate the solvent. The residue was separated and purified by silica gel column chromatography to obtain 7.33 g (80% Yield) of Intermediate 3-1.

Synthesis of Compound 1

4.58 g (10.0 mmol) of Intermediate 3-1, 2.85 g (12.0 mmol) of Intermediate 4-1, 0.18 g (0.2 mmol) of Pd₂(dba)₃ [(tris(dibenzylidene acetone)dipalladium(0))], 0.04 g (0.4 mmol) of tri-tert-butylphosphine (P(t-Bu)₃), and 1.44 g (15.0 mmol) of NaOtBu were dissolved in 50 mL of toluene, and the resultant solution was then refluxed for about 3 hours. The resultant mixture was cooled to room temperature, followed by three times of extraction with 40 mL of water and 40 mL of diethylether. An organic layer was collected and was dried using magnesium sulfate to evaporate the solvent. The residue was separated and purified by silica gel column chromatography to obtain 4.80 g (78% Yield) of Compound 1. This compound was identified using mass spectroscopy/fast atom bombardment (MS/FAB) and ¹H NMR.

C₄₆H₃₀FN: calc. 615.24, and found; 615.22.

¹H NMR (CDCl₃, 400 MHz) δ (ppm) 8.13-8.11 (dd, 1H), 7.87-7.85 (m, 1H), 7.84-7.80 (m, 3H), 7.72-7.69 (m, 2H), 7.67 (d, 1H), 7.65 (d, 1H), 7.59-7.56 (m, 2H), 7.54-7.51 (dd, 1H), 7.48-7.41 (m, 4H), 7.37-7.23 (m, 6H), 7.18-7.14 (m, 2H), 7.09-7.06 (m, 1H), 6.98-6.94 (m, 2H), 6.85-6.83 (dd, 1H), 6.79-6.75 (m, 2H)

95

Synthesis Example 2

Synthesis of Compound 3

4.98 g of Compound 3 (Yield 80%) was prepared in the same manner as in the method of preparing Compound 1 of Synthesis Example 1, except that Intermediate 4-3 instead of Intermediate 4-1 was used. Compound 3 was identified using MS/FAB and ^1H NMR.

$\text{C}_{47}\text{H}_{30}\text{N}_2$: calc. 622.24, and found; 622.23.

^1H NMR (CDCl_3 , 400 MHz) δ (ppm) 7.84-7.82 (m, 2H), 7.81 (d, 1H), 7.78-7.76 (m, 1H), 7.72-7.68 (m, 3H), 7.66 (d, 1H), 7.65 (d, 1H), 7.63-7.59 (m, 2H), 7.57-7.52 (m, 3H), 7.47-7.43 (m, 3H), 7.41-7.38 (m, 2H), 7.37-7.27 (m, 6H), 7.17 (dd, 1H), 7.13-7.09 (m, 2H), 6.99-6.95 (m, 1H), 6.88-6.85 (m, 1H)

Synthesis Example 3

Synthesis of Compound 4

4.86 g of Compound 4 (Yield 75%) was prepared in the same manner as in the method of preparing Compound 1 of Synthesis Example 1, except that Intermediate 4-4 instead of Intermediate 4-1 was used. Compound 4 was identified using MS/FAB and ^1H NMR.

$\text{C}_{49}\text{H}_{32}\text{N}_2$: calc. 648.26, and found; 648.27.

^1H NMR (CDCl_3 , 400 MHz) δ (ppm) 7.86-7.82 (m, 2H), 7.81 (d, 1H), 7.73-7.68 (m, 2H), 7.66 (d, 1H), 7.65-7.52 (m, 3H), 7.60-7.58 (m, 2H), 7.54-7.49 (m, 3H), 7.46-7.42 (m, 3H), 7.40-7.28 (m, 8H), 6.99-6.95 (m, 1H), 6.90-6.84 (m, 4H), 6.74-6.70 (m, 2H)

Synthesis Example 4

Synthesis of Compound 5

4.77 g of Compound 5 (Yield 70%) was prepared in the same manner as in the method of preparing Compound 1 of Synthesis Example 1, except that Intermediate 4-5 instead of Intermediate 4-1 was used. Compound 5 was identified using MS/FAB and ^1H NMR.

$\text{C}_{51}\text{H}_{36}\text{FN}$: calc. 681.28, and found; 681.27.

^1H NMR (CDCl_3 , 400 MHz) δ (ppm) 7.84-7.82 (m, 2H), 7.80 (d, 1H), 7.78-7.75 (m, 1H), 7.72-7.68 (m, 2H), 7.67 (d, 1H), 7.65 (d, 1H), 7.62-7.58 (m, 2H), 7.56-7.52 (m, 2H), 7.47-7.44 (m, 1H), 7.38-7.27 (m, 6H), 7.14-7.08 (m, 2H), 6.98-6.96 (m, 1H), 6.94-6.89 (m, 2H), 6.85-6.83 (dd, 1H), 6.79-6.77 (m, 2H), 6.75 (d, 1H), 6.73-6.70 (m, 2H), 1.66 (s, 6H)

Synthesis Example 5

Synthesis of Compound 6

4.87 g of Compound 6 (Yield 66%) was prepared in the same manner as in the method of preparing Compound 1 of Synthesis Example 1, except that Intermediate 4-6 instead of Intermediate 4-1 was used. Compound 6 was identified using MS/FAB and ^1H NMR.

$\text{C}_{55}\text{H}_{35}\text{N}_3$: calc. 737.28, and found; 737.29.

^1H NMR (CDCl_3 , 400 MHz) δ (ppm) 8.07-8.05 (m, 1H), 7.86-7.83 (m, 2H), 7.81 (d, 1H), 7.73-7.69 (m, 2H), 7.68-7.64 (m, 2H), 7.62-7.58 (m, 2H), 7.50-7.44 (m, 6H), 7.42-7.28 (m, 11H), 7.26-7.23 (m, 2H), 6.99-6.96 (m, 1H), 6.90-6.86 (m, 2H), 6.81-6.78 (dd, 1H), 6.73-6.69 (m, 2H)

96

Synthesis Example 6

Synthesis of Compound 7

4.82 g of Compound 7 (Yield 71%) was prepared in the same manner as in the method of preparing Compound 1 of Synthesis Example 1, except that Intermediate 4-7 instead of Intermediate 4-1 was used. Compound 7 was identified using MS/FAB and ^1H NMR.

$\text{C}_{49}\text{H}_{30}\text{N}_2\text{S}$: calc. 678.21; and found 678.22.

^1H NMR (CDCl_3 , 400 MHz) δ (ppm) 8.15-8.13 (m, 1H), 8.09-8.06 (m, 1H), 7.84-7.80 (m, 4H), 7.72-7.69 (m, 2H), 7.68-7.64 (m, 2H), 7.61-7.58 (m, 2H), 7.54-7.51 (m, 1H), 7.47-7.41 (m, 2H), 7.39-7.27 (m, 8H), 7.16 (d, 1H), 7.13-7.10 (dd, 1H), 7.04-7.01 (m, 1H), 6.93-6.90 (m, 2H), 6.88-6.84 (m, 2H)

Synthesis Example 7

Synthesis of Compound 11

4.17 g of Compound 11 (Yield 62%) was prepared in the same manner as in the method of preparing Compound 1 of Synthesis Example 1, except that Intermediate 4-11 instead of Intermediate 4-1 was used. Compound 11 was identified using MS/FAB and ^1H NMR.

$\text{C}_{48}\text{H}_{29}\text{F}_2\text{NO}$: calc. 673.22, and found; 673.21.

^1H NMR (CDCl_3 , 400 MHz) δ (ppm) 7.87-7.85 (m, 1H), 7.84-7.81 (m, 3H), 7.76-7.70 (m, 3H), 7.68-7.66 (dd, 1H), 7.65-7.64 (m, 1H), 7.62-7.58 (m, 3H), 7.55-7.50 (m, 3H), 7.46-7.40 (m, 2H), 7.37-7.29 (m, 5H), 7.16-7.13 (dd, 1H), 7.10-7.03 (m, 2H), 6.98-6.93 (m, 2H), 6.86-6.82 (m, 2H)

Synthesis Example 8

Synthesis of Compound 13

4.52 g of Compound 13 (Yield 79%) was prepared in the same manner as in the method of preparing Compound 1 of Synthesis Example 1, except that Intermediate 4-13 instead of Intermediate 4-1 was used. Compound 13 was identified using MS/FAB and ^1H NMR.

$\text{C}_{43}\text{H}_{28}\text{N}_2$: calc. 572.23, and found; 572.23.

^1H NMR (CDCl_3 , 400 MHz) δ (ppm) 7.84-7.82 (m, 2H), 7.80 (d, 1H), 7.73-7.70 (m, 2H), 7.67 (d, 1H), 7.65 (d, 1H), 7.62-7.58 (m, 2H), 7.54-7.52 (dd, 1H), 7.47-7.43 (m, 2H), 7.38-7.29 (m, 7H), 7.22-7.14 (m, 4H), 7.11-7.06 (m, 1H), 6.97-6.95 (m, 1H), 6.89-6.86 (m, 1H), 6.84-6.81 (m, 2H)

Synthesis Example 9

Synthesis of Compound 14

4.29 g of Compound 14 (Yield 75%) was prepared in the same manner as in the method of preparing Compound 1 of Synthesis Example 1, except that Intermediate 4-14 instead of Intermediate 4-1 was used. Compound 14 was identified using MS/FAB and ^1H NMR.

$\text{C}_{43}\text{H}_{28}\text{N}_2$: calc. 572.23, and found; 572.24.

^1H NMR (CDCl_3 , 400 MHz) δ (ppm) 7.86-7.82 (m, 2H), 7.81 (d, 1H), 7.73-7.68 (m, 2H), 7.66 (d, 1H), 7.65 (d, 1H), 7.61-7.57 (m, 2H), 7.54-7.49 (m, 1H), 7.46-7.42 (m, 1H),

7.40-7.28 (m, 7H), 7.22-7.17 (m, 4H), 7.10-7.06 (m, 1H),
6.98-6.95 (m, 2H), 6.88-6.84 (m, 1H), 6.80-6.76 (m, 2H)

Synthesis Example 10

Synthesis of Compound 17

4.49 g of Compound 17 (Yield 73%) was prepared in the same manner as in the method of preparing Compound 1 of Synthesis Example 1, except that Intermediate 4-17 instead of Intermediate 4-1 was used. Compound 17 was identified using MS/FAB and ¹H NMR.

C₄₃H₂₈F₃N: calc. 615.22, and found; 615.23.

¹H NMR (CDCl₃, 400 MHz) δ (ppm) 7.85-7.81 (m, 2H), 7.79 (d, 1H), 7.74-7.69 (m, 2H), 7.67 (d, 1H), 7.66 (d, 1H), 7.62-7.59 (m, 2H), 7.56-7.48 (m, 3H), 7.43-7.41 (m, 1H), 7.34-7.23 (m, 5H), 7.18-7.15 (m, 4H), 7.06-7.03 (m, 1H), 6.97-6.95 (m, 2H), 6.86-6.83 (m, 1H), 6.78-6.74 (m, 2H)

Synthesis Example 11

Synthesis of Compound 18

5.81 g of Compound 18 (Yield 70%) was prepared in the same manner as in the method of preparing Compound 1 of Synthesis Example 1, except that Intermediate 4-18 instead of Intermediate 4-1 was used. Compound 18 was identified using MS/FAB and ¹H NMR.

C₆₁H₄₂N₂Si: calc. 830.31, and found; 830.30.

¹H NMR (CDCl₃, 400 MHz) δ (ppm) 7.82-7.80 (m, 2H), 7.79 (d, 1H), 7.73-7.68 (m, 2H), 7.66 (d, 1H), 7.65 (d, 1H), 7.60-7.55 (m, 8H), 7.52-7.49 (m, 1H), 7.45-7.42 (m, 1H), 7.37-7.26 (m, 15H), 7.24-7.20 (m, 3H), 7.16-7.14 (m, 1H), 7.06-7.02 (m, 2H), 6.96-6.94 (m, 2H), 6.80-6.76 (m, 2H)

Synthesis Example 12

Synthesis of Compound 19

3.70 g of Compound 19 (Yield 58%) was prepared in the same manner as in the method of preparing Compound 1 of Synthesis Example 1, except that Intermediate 4-19 instead of Intermediate 4-1 was used. Compound 19 was identified using MS/FAB and ¹H NMR.

C₄₂H₂₄F₅N: calc. 637.18, and found; 637.19.

¹H NMR (CDCl₃, 400 MHz) δ (ppm) 7.85-7.83 (m, 2H), 7.81 (d, 1H), 7.75-7.71 (m, 2H), 7.68 (d, 1H), 7.66-62 (m, 3H), 7.56-7.54 (dd, 1H), 7.50-7.46 (m, 1H), 7.40-7.31 (m, 5H), 7.25-7.20 (m, 2H), 7.12-7.09 (m, 1H), 7.02-6.99 (m, 1H), 6.92-6.88 (m, 4H)

Synthesis Example 13

Synthesis of Compound 20

4.54 g of Compound 20 (Yield 76%) was prepared in the same manner as in the method of preparing Compound 1 of Synthesis Example 1, except that Intermediate 4-20 instead of Intermediate 4-1 was used. Compound 20 was identified using MS/FAB and ¹H NMR.

C₄₄H₂₇N₃: calc. 597.22, and found; 597.23.

¹H NMR (CDCl₃, 400 MHz) δ (ppm) 7.83-7.81 (m, 2H), 7.80 (d, 1H), 7.72-7.69 (m, 2H), 7.67 (d, 1H), 7.66 (d, 1H), 7.62-7.58 (m, 2H), 7.54-7.51 (m, 1H), 7.47-7.43 (m, 1H), 7.40-7.28 (m, 9H), 7.13-7.10 (m, 1H), 7.02-6.99 (m, 4H), 6.89-6.85 (m, 2H)

Synthesis Example 14

Synthesis of Compound 21

5 3.44 g of Compound 21 (Yield 59%) was prepared in the same manner as in the method of preparing Compound 1 of Synthesis Example 1, except that Intermediate 4-21 instead of Intermediate 4-1 was used. Compound 21 was identified using MS/FAB and ¹H NMR.

C₄₂H₂₇F₂N: calc. 583.21, and found; 583.22.

10 ¹H NMR (CDCl₃, 400 MHz) δ (ppm) 7.84-7.82 (m, 2H), 7.81 (d, 1H), 7.74-7.70 (m, 2H), 7.68 (d, 1H), 7.67 (d, 1H), 7.64-7.61 (m, 2H), 7.55-7.52 (dd, 1H), 7.48-7.44 (m, 1H), 7.37-7.30 (m, 5H), 7.23-7.20 (m, 4H), 7.15-7.09 (m, 5H), 7.04-7.00 (m, 2H)

Synthesis Example 15

Synthesis of Compound 22

20 4.03 g of Compound 22 (Yield 56%) was prepared in the same manner as in the method of preparing Compound 1 of Synthesis Example 1, except that Intermediate 4-22 instead of Intermediate 4-1 was used. Compound 22 was identified using MS/FAB and ¹H NMR.

C₅₁H₃₃FN₄: calc. 720.27, and found; 720.28.

25 ¹H NMR (CDCl₃, 400 MHz) δ (ppm) 8.52-8.47 (m, 4H), 7.87-7.82 (m, 5H), 7.76-7.73 (m, 2H), 7.70 (d, 1H), 7.68 (d, 1H), 7.62-7.56 (m, 5H), 7.50-7.46 (m, 1H), 7.44-7.31 (m, 7H), 7.24-7.18 (m, 2H), 7.13-7.09 (m, 2H), 7.00-6.98 (m, 1H), 6.85-6.82 (m, 2H)

Synthesis Example 16

Synthesis of Compound 23

35 5.35 g of Compound 23 (Yield 70%) was prepared in the same manner as in the method of preparing Compound 1 of Synthesis Example 1, except that Intermediate 4-23 instead of Intermediate 4-1 was used. Compound 23 was identified using MS/FAB and ¹H NMR.

40 C₅₆H₃₆N₄: calc. 764.29, and found; 764.28.

45 ¹H NMR (CDCl₃, 400 MHz) δ (ppm) 7.85-7.82 (m, 3H), 7.81-7.77 (m, 3H), 7.74-7.70 (m, 2H), 7.69-7.67 (m, 1H), 7.66-7.65 (m, 2H), 7.61-7.52 (m, 5H), 7.47-7.30 (m, 12H), 7.27-7.23 (m, 1H), 7.12-7.10 (m, 1H), 7.02-6.98 (m, 4H), 6.93-6.91 (m, 2H)

Synthesis Example 17

Synthesis of Compound 24

50 4.74 g of Compound 24 (Yield 76%) was prepared in the same manner as in the method of preparing Compound 1 of Synthesis Example 1, except that Intermediate 4-24 instead of Intermediate 4-1 was used. Compound 24 was identified using MS/FAB and ¹H NMR.

55 C₄₇H₃₂N₂: calc. 624.26, and found; 624.25.

60 ¹H NMR (CDCl₃, 400 MHz) δ (ppm) 8.49-8.46 (m, 1H), 7.84-7.78 (m, 5H), 7.76-7.68 (m, 3H), 7.67-7.64 (m, 3H), 7.62-7.59 (m, 2H), 7.55-7.53 (m, 1H), 7.48-7.45 (m, 1H), 7.39-7.28 (m, 6H), 7.23-7.19 (m, 4H), 7.11-7.09 (m, 1H), 7.02-6.98 (m, 3H), 6.90-6.86 (m, 2H)

Synthesis Example 18

Synthesis of Compound 25

4.93 g of Compound 25 (Yield 79%) was prepared in the same manner as in the method of preparing Compound 1 of

Synthesis Example 1, except that Intermediate 4-25 instead of Intermediate 4-1 was used. Compound 25 was identified using MS/FAB and ¹H NMR.

C₄₇H₃₂N₂: calc. 624.26, and found; 624.25.

¹H NMR (CDCl₃, 400 MHz) δ (ppm) 8.69 (d, 1H), 8.46-8.42 (m, 1H), 7.91-7.97 (m, 1H), 7.86-7.81 (m, 3H), 7.75-7.70 (m, 2H), 7.69-7.66 (m, 2H), 7.63-7.60 (m, 2H), 7.57-7.54 (m, 1H), 7.51-7.47 (m, 2H), 7.40-7.29 (m, 7H), 7.15-7.10 (m, 4H), 6.98-6.91 (m, 3H), 6.87-6.85 (m, 1H), 6.82-6.78 (m, 2H)

Synthesis Example 19

Synthesis of Compound 26

4.99 g of Compound 26 (Yield 80%) was prepared in the same manner as in the method of preparing Compound 1 of Synthesis Example 1, except that Intermediate 4-26 instead of Intermediate 4-1 was used. Compound 26 was identified using MS/FAB and ¹H NMR.

C₄₇H₃₂N₂: calc. 624.26, and found; 624.25.

¹H NMR (CDCl₃, 400 MHz) δ (ppm) 8.56-8.53 (m, 2H), 7.85-7.82 (m, 2H), 7.80 (d, 1H), 7.73-7.69 (m, 2H), 7.68-7.66 (m, 1H), 7.65 (d, 1H), 7.61-7.51 (m, 7H), 7.47-7.44 (m, 1H), 7.38-7.26 (m, 5H), 7.18-7.13 (m, 4H), 7.09-7.04 (m, 1H), 6.93-6.88 (m, 3H), 6.84-6.80 (m, 2H)

Synthesis Example 20

Synthesis of Compound 27

4.29 g of Compound 27 (Yield 66%) was prepared in the same manner as in the method of preparing Compound 1 of Synthesis Example 1, except that Intermediate 4-27 instead of Intermediate 4-1 was used. Compound 27 was identified using MS/FAB and ¹H NMR.

C₄₈H₃₁N₃: calc. 649.25, and found; 649.26.

¹H NMR (CDCl₃, 400 MHz) δ (ppm) 8.72 (d, 1H), 8.42-8.39 (m, 1H), 7.95-7.92 (m, 1H), 7.84-7.81 (m, 2H), 7.79 (d, 1H), 7.71-7.68 (m, 2H), 7.66 (d, 1H), 7.64 (d, 1H), 7.62-7.57 (m, 2H), 7.55-7.52 (m, 1H), 7.49-7.44 (m, 2H), 7.40-7.26 (m, 9H), 7.11-7.06 (m, 1H), 7.02-7.00 (m, 2H), 6.93-6.89 (m, 2H), 6.79-6.77 (m, 2H)

Synthesis Example 21

Synthesis of Compound 30

4.99 g of Compound 30 (Yield 74%) was prepared in the same manner as in the method of preparing Compound 1 of Synthesis Example 1, except that Intermediate 4-30 instead of Intermediate 4-1 was used. Compound 30 was identified using MS/FAB and ¹H NMR.

C₅₁H₃₄N₂: calc. 674.27, and found; 674.26.

¹H NMR (CDCl₃, 400 MHz) δ (ppm) 8.74 (d, 1H), 8.44-8.31 (m, 1H), 8.12-8.08 (dd, 1H), 7.94-7.90 (m, 1H), 7.87-7.80 (m, 4H), 7.75-7.71 (m, 2H), 7.68 (d, 1H), 7.65 (d, 1H), 7.60-7.56 (m, 2H), 7.54-7.52 (m, 1H), 7.49-7.41 (m, 5H), 7.38-7.21 (m, 8H), 7.11-7.07 (m, 2H), 7.03-7.00 (m, 3H), 6.87-6.85 (dd, 1H)

Synthesis Example 22

Synthesis of Compound 31

4.98 g of Compound 31 (Yield 80%) was prepared in the same manner as in the method of preparing Compound 1 of

Synthesis Example 1, except that Intermediate 4-31 instead of Intermediate 4-1 was used. Compound 31 was identified using MS/FAB and ¹H NMR.

C₄₇H₃₀N₂: calc. 622.24, and found; 622.23.

¹H NMR (CDCl₃, 400 MHz) δ (ppm) 8.05-8.01 (dd, 1H), 7.89-7.86 (m, 1H), 7.84-7.80 (m, 3H), 7.74-7.69 (m, 2H), 7.67 (d, 1H), 7.65 (d, 1H), 7.59-7.56 (m, 2H), 7.53-7.50 (m, 1H), 7.48-7.41 (m, 4H), 7.40-7.22 (m, 8H), 7.13-7.09 (m, 2H), 7.05-7.03 (m, 1H), 6.96-6.93 (dd, 1H), 6.88-6.84 (m, 2H)

Synthesis Example 23

Synthesis of Compound 32

5.40 g of Compound 32 (Yield 73%) was prepared in the same manner as in the method of preparing Compound 1 of Synthesis Example 1, except that Intermediate 4-32 instead of Intermediate 4-1 was used. Compound 32 was identified using MS/FAB and ¹H NMR.

C₅₆H₄₀N₂: calc. 740.32, and found; 740.31.

¹H NMR (CDCl₃, 400 MHz) δ (ppm) 8.76 (d, 1H), 8.51-8.47 (dd, 1H), 7.91-7.88 (m, 1H), 7.83-7.79 (m, 3H), 7.78-7.76 (m, 1H), 7.73-7.69 (m, 2H), 7.68 (d, 1H), 7.66 (d, 1H), 7.62-7.58 (m, 2H), 7.56-7.51 (m, 2H), 7.47-7.43 (m, 2H), 7.39-7.26 (m, 8H), 7.15-7.10 (m, 2H), 7.06-7.04 (m, 1H), 6.94-6.90 (m, 3H), 6.87 (d, 1H), 6.83-6.81 (m, 2H), 1.67 (s, 6H)

Synthesis Example 24

Synthesis of Compound 35

5.05 g of Compound 35 (Yield 67%) was prepared in the same manner as in the method of preparing Compound 1 of Synthesis Example 1, except that Intermediate 4-35 instead of Intermediate 4-1 was used. Compound 35 was identified using MS/FAB and ¹H NMR.

C₅₈H₃₈N₂O: calc. 778.30, and found; 778.29.

¹H NMR (CDCl₃, 400 MHz) δ (ppm) 7.84-7.80 (m, 4H), 7.78-7.76 (m, 1H), 7.74-7.65 (m, 6H), 7.62-7.59 (m, 3H), 7.55-7.49 (m, 4H), 7.46-7.40 (m, 3H), 7.38-7.27 (m, 5H), 7.19-7.11 (m, 2H), 7.05 (d, 1H), 6.87 (d, 1H), 6.79-6.74 (m, 2H), 1.64 (s, 6H)

Synthesis Example 25

Synthesis of Compound 36

5.80 g of Compound 36 (Yield 70%) was prepared in the same manner as in the method of preparing Compound 1 of Synthesis Example 1, except that Intermediate 4-36 instead of Intermediate 4-1 was used. Compound 36 was identified using MS/FAB and ¹H NMR.

C₆₃H₄₄N₂: calc. 828.35, and found; 828.34.

¹H NMR (CDCl₃, 400 MHz) δ (ppm) 8.08-8.04 (m, 2H), 7.85-7.82 (m, 2H), 7.81 (d, 1H), 7.77-7.75 (m, 1H), 7.72-7.68 (m, 2H), 7.68 (d, 1H), 7.66 (d, 1H), 7.62-7.58 (m, 2H), 7.56-7.52 (m, 2H), 7.47-7.43 (m, 1H), 7.36-7.26 (m, 12H), 7.15-7.10 (m, 4H), 7.04-7.02 (m, 1H), 6.99-6.91 (m, 3H), 6.89 (d, 1H), 6.85-6.81 (m, 2H), 1.65 (s, 6H)

Synthesis Example 26

Synthesis of Compound 38

5.04 g of Compound 38 (Yield 75%) was prepared in the same manner as in the method of preparing Compound 1 of

101

Synthesis Example 1, except that Intermediate 4-38 instead of Intermediate 4-1 was used. Compound 38 was identified using MS/FAB and ^1H NMR.

$\text{C}_{51}\text{H}_{32}\text{N}_2$: calc. 672.26, and found; 672.25.

^1H NMR (CDCl_3 , 400 MHz) δ (ppm) 8.50-8.47 (m, 1H), 8.16-8.12 (m, 1H), 7.96-7.92 (m, 1H), 7.86-7.82 (m, 2H), 7.80 (d, 1H), 7.73-7.69 (m, 4H), 7.67 (d, 1H), 7.65 (d, 1H), 7.60-7.52 (m, 5H), 7.47-7.41 (m, 2H), 7.39-7.28 (m, 8H), 7.22-7.18 (m, 2H), 7.07-7.03 (m, 1H), 6.97-6.95 (m, 2H)

Synthesis Example 27

Synthesis of Compound 42

Synthesis of Intermediate 3-42

Intermediate 3-42 was prepared in the same manner as in the method of preparing Intermediate 3-1 of Synthesis Example 1, except that Intermediate 2-42 instead of Intermediate 2-1 was used.

Synthesis of Compound 42

4.54 g of Compound 42 (Yield 65%) was prepared in the same manner as in the method of preparing Compound 1 of Synthesis Example 1, except that Intermediates 3-42 and 4-27, instead of Intermediates 3-1 and 4-1, were used. Compound 42 was identified using MS/FAB and ^1H NMR.

$\text{C}_{52}\text{H}_{33}\text{N}_3$: calc. 699.27, and found; 699.28.

^1H NMR (CDCl_3 , 400 MHz) δ (ppm) 8.78 (d, 1H), 8.45-8.42 (m, 1H), 8.11-8.08 (m, 1H), 7.94-7.91 (m, 1H), 7.89-7.86 (m, 1H), 7.83-7.80 (m, 2H), 7.78 (d, 1H), 7.72-7.67 (m, 3H), 7.65-7.62 (dd, 1H), 7.58-7.55 (m, 3H), 7.54-7.52 (m, 1H), 7.48-7.43 (m, 2H), 7.40-7.33 (m, 5H), 7.31-7.27 (m, 4H), 7.18-7.15 (dd, 1H), 6.99-6.95 (m, 1H), 6.82-6.79 (m, 2H), 6.77-6.73 (m, 2H)

Synthesis Example 28

Synthesis of Compound 43

5.24 g of Compound 43 (Yield 71%) was prepared in the same manner as in the method of preparing Compound 42 of Synthesis Example 27, except that Intermediate 4-43 instead of Intermediate 4-27 was used. Compound 43 was identified using MS/FAB and ^1H NMR.

$\text{C}_{56}\text{H}_{38}\text{N}_2$: calc. 738.30, and found; 738.31.

^1H NMR (CDCl_3 , 400 MHz) δ (ppm) 8.10-8.08 (m, 1H), 7.90-7.87 (m, 1H), 7.85-7.82 (m, 2H), 7.80 (d, 1H), 7.78-7.75 (m, 1H), 7.71-7.65 (m, 4H), 7.59-7.57 (m, 1H), 7.55-7.51 (m, 4H), 7.46-7.42 (m, 1H), 7.39-7.27 (m, 8H), 7.16-7.10 (m, 3H), 6.97-6.93 (m, 1H), 6.89-6.86 (m, 2H), 6.83-6.81 (dd, 1H), 6.79 (d, 1H), 1.66 (s, 6H)

Synthesis Example 29

Synthesis of Compound 45

Synthesis of Intermediate 3-45

Intermediate 3-45 was prepared in the same manner as in the method of preparing Intermediate 3-1 of Synthesis Example 1, except that Intermediate 2-45 instead of Intermediate 2-1 was used.

Synthesis of Compound 45

5.38 g of Compound 45 (Yield 80%) was prepared in the same manner as in the method of preparing Compound 1 of

102

Synthesis Example 1, except that Intermediates 3-45 and 4-31, instead of Intermediates 3-1 and 4-1, were used. Compound 45 was identified using MS/FAB and ^1H NMR.

$\text{C}_{51}\text{H}_{32}\text{N}_2$: calc. 672.26, and found; 672.27.

^1H NMR (CDCl_3 , 400 MHz) δ (ppm) 8.03-8.00 (m, 1H), 7.88-7.85 (m, 1H), 7.84-7.79 (m, 5H), 7.73-7.68 (m, 2H), 7.65-7.63 (m, 1H), 7.60 (d, 1H), 7.55-7.37 (m, 9H), 7.35-7.28 (m, 5H), 7.20-7.15 (m, 2H), 7.10-7.06 (m, 1H), 6.97-6.92 (m, 1H), 6.86-6.85 (dd, 1H), 6.80-6.77 (m, 2H)

Synthesis Example 30

Synthesis of Compound 48

5.50 g of Compound 48 (Yield 76%) was prepared in the same manner as in the method of preparing Compound 45 of Synthesis Example 29, except that Intermediate 4-48 instead of Intermediate 4-31 was used. Compound 48 was identified using MS/FAB and ^1H NMR.

$\text{C}_{55}\text{H}_{36}\text{N}_2$: calc. 724.29, and found; 724.30.

^1H NMR (CDCl_3 , 400 MHz) δ (ppm) 8.56-8.53 (dd, 1H), 8.06-8.03 (m, 1H), 7.85-7.78 (m, 6H), 7.76-7.69 (m, 5H), 7.66-7.60 (m, 3H), 7.55-7.40 (m, 7H), 7.36-7.32 (m, 5H), 7.29-7.25 (m, 1H), 7.21-7.17 (m, 2H), 7.11-7.07 (m, 1H), 6.99-6.94 (m, 1H), 6.87-6.85 (dd, 1H), 6.82-6.79 (m, 2H)

Synthesis Example 31

Synthesis of Compound 51

Synthesis of Intermediate 3-51

Intermediate 3-51 was prepared in the same manner as in the method of preparing Intermediate 3-1 of Synthesis Example 1, except that Intermediate 2-51 instead of Intermediate 2-1 was used.

Synthesis of Compound 51

4.29 g of Compound 51 (Yield 66%) was prepared in the same manner as in the method of preparing Compound 1 of Synthesis Example 1, except that Intermediates 3-51 and 4-4, instead of Intermediates 3-1 and 4-1, were used. Compound 51 was identified using MS/FAB and ^1H NMR.

$\text{C}_{48}\text{H}_{31}\text{N}_3$: calc. 649.25, and found; 649.26.

^1H NMR (CDCl_3 , 400 MHz) δ (ppm) 8.50 (d, 1H), 7.93-7.90 (m, 2H), 7.89-7.87 (m, 2H), 7.85 (d, 1H), 7.84-7.81 (m, 1H), 7.74-7.69 (m, 2H), 7.65-7.61 (m, 2H), 7.56-7.49 (m, 5H), 7.46-7.37 (m, 6H), 7.36-7.34 (m, 1H), 7.32-7.27 (m, 2H), 7.14-7.10 (m, 2H), 6.99-6.94 (m, 2H), 6.83-6.79 (m, 2H)

Synthesis Example 32

Synthesis of Compound 54

4.23 g of Compound 54 (Yield 65%) was prepared in the same manner as in the method of preparing Compound 51 of Synthesis Example 31, except that Intermediate 4-27 instead of Intermediate 4-4 was used. Compound 54 was identified using MS/FAB and ^1H NMR.

$\text{C}_{47}\text{H}_{30}\text{N}_4$: calc. 650.25, and found; 650.24.

^1H NMR (CDCl_3 , 400 MHz) δ (ppm) 8.73 (m, 1H), 8.55 (d, 1H), 8.52-8.47 (m, 1H), 7.96-7.88 (m, 5H), 7.86 (d, 1H), 7.84-7.81 (m, 1H), 7.73-7.68 (m, 2H), 7.56-7.53 (m, 1H), 7.49-7.38 (m, 6H), 7.36-7.28 (m, 5H), 7.16-7.13 (m, 2H), 7.00-6.95 (m, 2H), 6.89-6.85 (m, 2H)

Synthesis of Compound 57

Synthesis of Intermediate 3-57

Intermediate 3-57 was prepared in the same manner as in the method of preparing Intermediate 3-1 of Synthesis Example 1, except that Intermediate 2-57 instead of Intermediate 2-1 was used.

Synthesis of Compound 57

4.97 g of Compound 57 (Yield 67%) was prepared in the same manner as in the method of preparing Compound 1 of Synthesis Example 1, except that Intermediates 3-57 and 4-32, instead of Intermediates 3-1 and 4-1, were used. Compound 57 was identified using MS/FAB and ¹H NMR.

C₅₅H₃₉N₃: calc. 741.31, and found; 741.32.

¹H NMR (CDCl₃, 400 MHz) δ (ppm) 8.77 (dd, 1H), 8.52 (d, 1H), 8.23-8.20 (m, 1H), 7.93-7.90 (m, 1H), 7.89 (d, 1H), 7.87 (d, 1H), 7.85-7.82 (m, 1H), 7.78-7.75 (m, 1H), 7.72-7.68 (m, 2H), 7.53-7.44 (m, 6H), 7.42-7.23 (m, 9H), 7.14-7.09 (m, 2H), 6.99-6.95 (m, 1H), 6.87-6.83 (m, 4H), 6.78 (d, 1H), 1.63 (s, 6H)

Synthesis Example 34

Synthesis of Compound 58

Synthesis of Intermediate 3-58

Intermediate 3-58 was prepared in the same manner as in the method of preparing Intermediate 3-1 of Synthesis Example 1, except that Intermediate 2-58 instead of Intermediate 2-1 was used.

Synthesis of Compound 58

5.67 g of Compound 58 (Yield 81%) was prepared in the same manner as in the method of preparing Compound 1 of Synthesis Example 1, except that Intermediates 3-58 and 4-25, instead of Intermediates 3-1 and 4-1, were used. Compound 58 was identified using MS/FAB and ¹H NMR.

C₅₃H₃₆N₂: calc. 700.29, and found; 700.30.

¹H NMR (CDCl₃, 400 MHz) δ (ppm) 8.74 (dd, 1H), 8.51-8.48 (m, 1H), 7.94-7.90 (m, 1H), 7.83-7.77 (m, 5H), 7.74-7.65 (m, 6H), 7.55-7.52 (m, 1H), 7.48-7.44 (m, 4H), 7.38-7.25 (m, 7H), 7.19-7.15 (m, 2H), 7.08-7.03 (m, 3H), 6.96-6.92 (m, 2H), 6.86-6.83 (m, 1H), 6.80-6.79 (m, 2H)

Synthesis Example 35

Synthesis of Compound 59

5.46 g of Compound 59 (Yield 78%) was prepared in the same manner as in the method of preparing Compound 58 of Synthesis Example 34, except that Intermediate 4-24 instead of Intermediate 4-25 was used. Compound 59 was identified using MS/FAB and ¹H NMR.

C₅₃H₃₆N₂: calc. 700.29, and found; 700.29.

¹H NMR (CDCl₃, 400 MHz) δ (ppm) 8.58-8.54 (m, 1H), 7.86-7.80 (m, 7H), 7.78-7.70 (m, 5H), 7.68-7.65 (m, 3H), 7.54-7.51 (m, 1H), 7.47-7.44 (m, 3H), 7.37-7.26 (m, 6H), 7.17-7.13 (m, 2H), 7.09-7.07 (m, 1H), 7.01-6.97 (m, 2H), 6.98-6.93 (m, 3H), 6.84-6.81 (m, 2H)

Synthesis of Compound 60

5.08 g of Compound 60 (Yield 70%) was prepared in the same manner as in the method of preparing Compound 58 of Synthesis Example 34, except that Intermediate 4-27 instead of Intermediate 4-25 was used. Compound 60 was identified using MS/FAB and ¹H NMR.

C₅₄H₃₅N₃: calc. 725.28, and found; 725.27.

¹H NMR (CDCl₃, 400 MHz) δ (ppm) 8.71-8.69 (m, 1H), 8.44-8.41 (m, 1H), 7.93-7.91 (m, 1H), 7.84-7.78 (m, 5H), 7.74-7.69 (m, 4H), 7.68-7.65 (m, 2H), 7.55-7.52 (m, 1H), 7.48-7.43 (m, 4H), 7.39-7.24 (m, 9H), 7.12-7.11 (m, 1H), 7.03-6.99 (m, 2H), 6.93-6.89 (m, 2H), 6.82-6.80 (m, 2H)

Synthesis Example 37

Synthesis of Compound 61

6.04 g of Compound 61 (Yield 74%) was prepared in the same manner as in the method of preparing Compound 58 of Synthesis Example 34, except that Intermediate 4-32 instead of Intermediate 4-25 was used. Compound 61 was identified using MS/FAB and ¹H NMR.

C₆₂H₄₄N₂: calc. 816.35, and found; 816.34.

¹H NMR (CDCl₃, 400 MHz) δ (ppm) 8.69-8.67 (dd, 1H), 8.41-8.38 (m, 1H), 7.91-7.88 (m, 1H), 7.83-7.76 (m, 6H), 7.74-7.68 (m, 4H), 7.67-7.64 (m, 2H), 7.56-7.51 (m, 2H), 7.47-7.44 (m, 4H), 7.37-7.25 (m, 8H), 7.15-7.09 (m, 2H), 6.99-6.94 (m, 1H), 6.90-6.86 (m, 3H), 6.83-6.79 (m, 2H), 6.77-6.76 (m, 1H), 1.64 (s, 6H)

Synthesis Example 38

Synthesis of Compound 62

5.93 g of Compound 62 (Yield 79%) was prepared in the same manner as in the method of preparing Compound 58 of Synthesis Example 34, except that Intermediate 4-30 instead of Intermediate 4-25 was used. Compound 62 was identified using MS/FAB and ¹H NMR.

C₅₇H₃₈N₂: calc. 750.30, and found; 750.29.

¹H NMR (CDCl₃, 400 MHz) δ (ppm) 8.51-8.48 (m, 2H), 8.17-8.15 (dd, 1H), 7.87-7.78 (m, 6H), 7.74-7.65 (m, 6H), 7.55-7.51 (m, 5H), 7.48-7.40 (m, 6H), 7.38-7.28 (m, 5H), 7.23 (t, 1H), 7.14-7.13 (m, 1H), 7.06-7.02 (m, 2H), 6.95-6.93 (dd, 1H), 6.88-6.85 (m, 2H)

Synthesis Example 39

Synthesis of Compound 63

5.85 g of Compound 63 (Yield 78%) was prepared in the same manner as in the method of preparing Compound 58 of Synthesis Example 34, except that Intermediate 4-63 instead of Intermediate 4-25 was used. Compound 63 was identified using MS/FAB and ¹H NMR.

C₅₇H₃₈N₂: calc. 750.30, and found; 750.31.

¹H NMR (CDCl₃, 400 MHz) δ (ppm) 8.50-8.47 (m, 2H), 8.15-8.13 (dd, 1H), 7.86-7.77 (m, 6H), 7.73-7.69 (m, 4H), 7.68-7.65 (m, 2H), 7.56-7.52 (m, 5H), 7.49-7.39 (m, 6H),

105

7.37-7.29 (m, 5H), 7.22 (t, 1H), 7.18-7.16 (m, 1H), 7.11-7.07 (m, 2H), 6.96-6.94 (dd, 1H), 6.89-6.86 (m, 2H)

Synthesis Example 40

Synthesis of Compound 64

5.40 g of Compound 64 (Yield 72%) was prepared in the same manner as in the method of preparing Compound 58 of Synthesis Example 34, except that Intermediate 4-48 instead of Intermediate 4-25 was used. Compound 64 was identified using MS/FAB and ¹H NMR.

C₅H₃₈N₂: calc. 750.30, and found; 750.31.

¹H NMR (CDCl₃, 400 MHz) δ (ppm) 8.48-8.45 (m, 1H), 8.16-8.14 (dd, 1H), 7.87-7.82 (m, 3H), 7.81-7.68 (m, 10H), 7.67-7.64 (m, 3H), 7.54-7.51 (m, 1H), 7.48-7.40 (m, 6H), 7.38-7.21 (m, 7H), 7.09-7.07 (m, 1H), 7.01-6.99 (m, 2H), 6.95-6.94 (dd, 1H), 6.87-6.83 (m, 2H)

Synthesis Example 41

Synthesis of Compound 66

5.38 g of Compound 66 (Yield 77%) was prepared in the same manner as in the method of preparing Compound 58 of Synthesis Example 34, except that Intermediate 4-31 instead of Intermediate 4-25 was used. Compound 66 was identified using MS/FAB and ¹H NMR.

C₅₃H₃₄N₂: calc. 698.27, and found; 698.28.

¹H NMR (CDCl₃, 400 MHz) δ (ppm) 8.06-8.04 (dd, 1H), 7.88-7.85 (m, 1H), 7.84-7.79 (m, 4H), 7.78-7.76 (m, 1H), 7.74-7.69 (m, 4H), 7.67-7.64 (m, 2H), 7.56-7.52 (m, 1H), 7.48-7.29 (m, 13H), 7.22 (t, 1H), 7.13-7.11 (m, 1H), 7.05-7.01 (m, 2H), 6.96-6.94 (dd, 1H), 6.87-6.84 (m, 2H)

Synthesis Example 42

Synthesis of Compound 67

5.36 g of Compound 67 (Yield 74%) was prepared in the same manner as in the method of preparing Compound 58 of Synthesis Example 34, except that Intermediate 4-67 instead of Intermediate 4-25 was used. Compound 67 was identified using MS/FAB and ¹H NMR.

C₅₅H₃₆N₂: calc. 724.29, and found; 724.30.

¹H NMR (CDCl₃, 400 MHz) δ (ppm) 7.85-7.82 (m, 2H), 7.81-7.79 (m, 2H), 7.78-7.76 (m, 1H), 7.73-7.68 (m, 4H), 7.67 (d, 1H), 7.65 (d, 1H), 7.60-7.57 (m, 2H), 7.54-7.52 (dd, 1H), 7.48-7.28 (m, 13H), 7.26-7.22 (m, 2H), 7.16-7.15 (m, 1H), 7.06-7.01 (m, 2H), 6.94-6.90 (m, 2H), 6.87-6.84 (m, 2H)

Synthesis Example 43

Synthesis of Compound 68

5.45 g of Compound 68 (Yield 78%) was prepared in the same manner as in the method of preparing Compound 58 of Synthesis Example 34, except that Intermediate 4-68 instead of Intermediate 4-25 was used. Compound 68 was identified using MS/FAB and ¹H NMR.

C₅₃H₃₄N₂: calc. 698.27, and found; 698.28.

¹H NMR (CDCl₃, 400 MHz) δ (ppm) 7.86-7.83 (m, 2H), 7.82-7.79 (m, 2H), 7.78-7.76 (m, 2H), 7.74-7.68 (m, 4H), 7.66-7.63 (m, 3H), 7.57-7.54 (m, 2H), 7.53-7.50 (m, 2H), 7.47-7.43 (m, 3H), 7.41-7.28 (m, 8H), 7.18-7.16 (m, 1H), 7.06-7.05 (dd, 1H), 6.92-6.88 (m, 2H), 6.85-6.82 (m, 2H)

106

Synthesis Example 44

Synthesis of Compound 70

3.56 g of Compound 70 (Yield 53%) was prepared in the same manner as in the method of preparing Compound 58 of Synthesis Example 34, except that Intermediate 4-70 instead of Intermediate 4-25 was used. Compound 70 was identified using MS/FAB and ¹H NMR.

C₅₀H₂₉N₃: calc. 671.24, and found; 671.23.

¹H NMR (CDCl₃, 400 MHz) δ (ppm) 8.22-8.20 (m, 2H), 7.92-7.88 (m, 2H), 7.85-7.82 (m, 2H), 7.80 (d, 1H), 7.75-7.69 (m, 4H), 7.67-7.66 (dd, 1H), 7.65-7.63 (m, 2H), 7.61 (d, 1H), 7.55-7.53 (dd, 1H), 7.49-7.42 (m, 7H), 7.38-7.29 (m, 5H), 7.02-6.97 (m, 1H)

Synthesis Example 45

Synthesis of Compound 73

4.97 g of Compound 73 (Yield 65%) was prepared in the same manner as in the method of preparing Compound 58 of Synthesis Example 34, except that Intermediate 4-43 instead of Intermediate 4-25 was used. Compound 73 was identified using MS/FAB and ¹H NMR.

C₅₈H₄₀N₂: calc. 764.32, and found; 764.33.

¹H NMR (CDCl₃, 400 MHz) δ (ppm) 7.85-7.82 (m, 2H), 7.81-7.79 (m, 2H), 7.78-7.75 (m, 2H), 7.73-7.68 (m, 4H), 7.67-7.64 (m, 2H), 7.56-7.52 (m, 2H), 7.47-7.44 (m, 3H), 7.39-7.27 (m, 8H), 7.13-7.09 (m, 2H), 7.02-7.00 (m, 1H), 6.96-6.92 (m, 2H), 6.86-6.84 (dd, 1H), 6.82-6.79 (m, 2H), 6.77 (d, 1H), 1.65 (s, 6H)

Synthesis Example 46

Synthesis of Compound 76

6.06 g of Compound 76 (Yield 78%) was prepared in the same manner as in the method of preparing Compound 58 of Synthesis Example 34, except that Intermediate 4-76 instead of Intermediate 4-25 was used. Compound 76 was identified using MS/FAB and ¹H NMR.

C₅₉H₄₀N₂: calc 776.32, and found; 776.32.

¹H NMR (CDCl₃, 400 MHz) δ (ppm) 8.68-8.67 (m, 1H), 8.39-8.36 (m, 1H), 7.94-7.91 (m, 1H), 7.84-7.80 (m, 3H), 7.79-7.78 (m, 1H), 7.73-7.69 (m, 4H), 7.67-7.61 (m, 4H), 7.55-7.38 (m, 10H), 7.37-7.24 (m, 7H), 7.18-7.16 (m, 1H), 7.06-7.02 (m, 2H), 6.91-6.88 (m, 2H), 6.82-6.78 (m, 2H)

Synthesis Example 47

Synthesis of Compound 77

5.22 g of Compound 77 (Yield 72%) was prepared in the same manner as in the method of preparing Compound 58 of Synthesis Example 34, except that Intermediate 4-77 instead of Intermediate 4-25 was used. Compound 77 was identified using MS/FAB and ¹H NMR.

C₅₄H₃₅N₃: calc. 725.28, and found; 725.27.

¹H NMR (CDCl₃, 400 MHz) δ (ppm) 8.55-8.52 (m, 2H), 7.85-7.82 (m, 2H), 7.81-7.77 (m, 3H), 7.74-7.70 (m, 4H), 7.67 (d, 1H), 7.65 (d, 1H), 7.58-7.52 (m, 5H), 7.47-7.44 (m,

107

3H), 7.39-7.28 (m, 7H), 7.11-7.09 (m, 1H), 7.02-6.99 (m, 2H), 6.93-6.89 (m, 2H), 6.81-6.77 (m, 2H)

Synthesis Example 48

Synthesis of Compound 78

5.63 g of Compound 78 (Yield 75%) was prepared in the same manner as in the method of preparing Compound 58 of Synthesis Example 34, except that Intermediate 4-78 instead of Intermediate 4-25 was used. Compound 78 was identified using MS/FAB and ^1H NMR.

$\text{C}_{57}\text{H}_{38}\text{N}_2$: calc. 750.30, and found; 750.29.

^1H NMR (CDCl_3 , 400 MHz) δ (ppm) 8.67-8.65 (dd, 1H), 8.40-8.37 (m, 1H), 7.95-7.92 (m, 1H), 7.85-7.82 (m, 2H), 7.81-7.79 (m, 2H), 7.78-7.76 (m, 2H), 7.74-7.68 (m, 4H), 7.66-7.63 (m, 3H), 7.58-7.52 (m, 4H), 7.48-7.44 (m, 4H), 7.37-7.25 (m, 8H), 7.16-7.15 (m, 1H), 7.02-7.00 (dd, 1H), 6.95-6.91 (m, 2H), 6.84-6.81 (m, 2H)

Synthesis Example 49

Synthesis of Compound 79

5.00 g of Compound 79 (Yield 69%) was prepared in the same manner as in the method of preparing Compound 58 of Synthesis Example 34, except that Intermediate 4-79 instead of Intermediate 4-25 was used. Compound 79 was identified using MS/FAB and ^1H NMR.

$\text{C}_{54}\text{H}_{35}\text{N}_3$: calc. 725.28, and found; 725.27.

^1H NMR (CDCl_3 , 400 MHz) δ (ppm) 8.49-8.46 (m, 1H), 7.84-7.77 (m, 7H), 7.74-7.68 (m, 5H), 7.67-7.63 (m, 3H), 7.56-7.54 (dd, 1H), 7.47-7.43 (m, 3H), 7.39-7.26 (m, 8H), 7.19-7.17 (m, 1H), 7.03-6.99 (m, 2H), 6.92-6.88 (m, 2H), 6.81-6.78 (m, 2H)

Synthesis Example 50

Synthesis of Compound 82

Synthesis of Intermediate 3-82

Intermediate 3-82 was prepared in the same manner as in the method of preparing Intermediate 3-1 of Synthesis Example 1, except that Intermediate 2-82 instead of Intermediate 2-1 was used.

Synthesis of Compound 82

5.20 g of Compound 82 (Yield 67%) was prepared in the same manner as in the method of preparing Compound 1 of Synthesis Example 1, except that Intermediates 3-82 and 4-25, instead of Intermediates 3-1 and 4-1, were used. Compound 82 was identified using MS/FAB and ^1H NMR.

$\text{C}_{59}\text{H}_{40}\text{N}_2$: calc. 776.32, and found; 776.33.

^1H NMR (CDCl_3 , 400 MHz) δ (ppm) 8.68 (d, 1H), 8.41-8.38 (m, 1H), 7.94-7.91 (m, 1H), 7.86-7.80 (m, 5H), 7.74-7.64 (m, 10H), 7.56-7.53 (m, 1H), 7.49-7.44 (m, 4H), 7.38-7.24 (m, 7H), 7.13-7.09 (m, 2H), 7.04-6.99 (m, 3H), 6.96-6.92 (m, 2H), 6.87-6.83 (m, 1H), 6.81-6.78 (m, 2H)

Synthesis Example 51

Synthesis of Compound 83

5.58 g of Compound 83 (Yield 68%) was prepared in the same manner as in the method of preparing Compound 82 of

108

Synthesis Example 50, except that Intermediate 4-48 instead of Intermediate 4-25 was used. Compound 83 was identified using MS/FAB and ^1H NMR.

$\text{C}_{63}\text{H}_{42}\text{N}_2$: calc. 826.33, and found; 826.32.

^1H NMR (CDCl_3 , 400 MHz) δ (ppm) 8.46-8.43 (m, 1H), 8.17-8.14 (m, 1H), 7.87-7.80 (m, 6H), 7.79-7.75 (m, 2H), 7.74-7.63 (m, 12H), 7.56-7.54 (dd, 1H), 7.49-7.40 (m, 6H), 7.38-7.22 (m, 7H), 7.16-7.14 (m, 1H), 7.05-7.00 (m, 2H), 6.95-6.93 (dd, 1H), 6.85-6.82 (m, 2H)

Synthesis Example 52

Synthesis of Compound 84

Synthesis of Intermediate 3-84

Intermediate 3-84 was prepared in the same manner as in the method of preparing Intermediate 3-1 of Synthesis Example 1, except that Intermediate 2-84 instead of Intermediate 2-1 was used.

Synthesis of Compound 84

4.90 g of Compound 84 (Yield 62%) was prepared in the same manner as in the method of preparing Compound 1 of Synthesis Example 1, except that Intermediates 3-84 and 4-30, instead of Intermediates 3-1 and 4-1, were used. Compound 84 was identified using MS/FAB and ^1H NMR.

$\text{C}_{60}\text{H}_{42}\text{N}_2$: calc. 790.33, and found; 790.32.

^1H NMR (CDCl_3 , 400 MHz) δ (ppm) 8.69 (d, 1H), 8.40-8.37 (m, 1H), 8.11-8.08 (m, 1H), 7.93-7.90 (m, 2H), 7.89-7.85 (m, 2H), 7.84-7.79 (m, 4H), 7.72-7.68 (m, 2H), 7.62-7.59 (m, 2H), 7.53-7.51 (m, 1H), 7.49-7.42 (m, 6H), 7.40-7.25 (m, 8H), 7.13-7.11 (m, 1H), 7.07-7.05 (dd, 1H), 6.98-6.96 (dd, 1H), 6.90-6.86 (m, 2H), 6.82 (d, 1H), 1.62 (s, 6H)

Synthesis Example 53

Synthesis of Compound 85

4.90 g of Compound 84 (Yield 64%) was prepared in the same manner as in the method of preparing Compound 84 of Synthesis Example 52, except that Intermediate 4-27 instead of Intermediate 4-30 was used. Compound 85 was identified using MS/FAB and ^1H NMR.

$\text{C}_{57}\text{H}_{39}\text{N}_3$: calc. 765.31, and found; 765.30.

^1H NMR (CDCl_3 , 400 MHz) δ (ppm) 8.68 (d, 1H), 8.38-8.35 (m, 1H), 7.95-7.92 (m, 2H), 7.90-7.88 (m, 1H), 7.85-7.80 (m, 4H), 7.73-7.69 (m, 2H), 7.63-7.60 (m, 2H), 7.55-7.52 (m, 2H), 7.48-7.44 (m, 2H), 7.41-7.33 (m, 5H), 7.32-7.25 (m, 4H), 7.12-7.09 (m, 1H), 7.03-6.96 (m, 2H), 6.93-6.90 (dd, 1H), 6.88-6.84 (m, 2H), 6.80 (d, 1H), 1.61 (s, 6H)

Synthesis Example 54

Synthesis of Compound 86

4.73 g of Compound 86 (Yield 64%) was prepared in the same manner as in the method of preparing Compound 84 of Synthesis Example 52, except that Intermediate 4-31 instead of Intermediate 4-30 was used. Compound 86 was identified using MS/FAB and ^1H NMR.

$\text{C}_{56}\text{H}_{38}\text{N}_2$: calc. 738.30, and found; 738.31.

^1H NMR (CDCl_3 , 400 MHz) δ (ppm) 8.11-8.08 (m, 1H), 7.94-7.91 (m, 1H), 7.89-7.85 (m, 2H), 7.84-7.79 (m, 4H), 7.72-7.69 (m, 2H), 7.62-7.59 (m, 2H), 7.54-7.51 (m, 1H),

109

7.49-7.41 (m, 5H), 7.40-7.34 (m, 5H), 7.32-7.25 (m, 3H),
7.14-7.12 (m, 1H), 7.01-6.99 (m, 1H), 6.93-6.87 (m, 3H),
6.85 (d, 1H), 1.62 (s, 6H)

Synthesis Example 55

Synthesis of Compound 89

Synthesis of Intermediate 3-89

Intermediate 3-89 was prepared in the same manner as in the method of preparing Intermediate 3-1 of Synthesis Example 1, except that Intermediate 2-89 instead of Intermediate 2-1 was used.

Synthesis of Compound 89

5.61 g of Compound 89 (Yield 75%) was prepared in the same manner as in the method of preparing Compound 1 of Synthesis Example 1, except that Intermediates 3-89 and 4-4, instead of Intermediates 3-1 and 4-1, were used. Compound 89 was identified using MS/FAB and ¹H NMR.

C₅₇H₃₆N₂: calc. 748.29, and found; 748.30.

¹H NMR (CDCl₃, 400 MHz) δ (ppm) 8.25-8.19 (m, 2H), 8.11-8.09 (m, 1H), 8.06-8.04 (m, 1H), 7.85-7.82 (m, 2H), 7.81-7.80 (m, 1H), 7.78-7.77 (m, 1H), 7.72-7.68 (m, 3H), 7.64-7.61 (m, 2H), 7.59-7.55 (m, 3H), 7.54-7.48 (m, 3H), 7.47-7.43 (m, 3H), 7.42-7.35 (m, 5H), 7.34-7.27 (m, 3H), 7.12-7.08 (m, 2H), 7.02-6.98 (m, 2H), 6.90-6.86 (m, 2H)

Synthesis Example 56

Synthesis of Compound 92

Synthesis of Intermediate 3-92

Intermediate 3-92 was prepared in the same manner as in the method of preparing Intermediate 3-1 of Synthesis Example 1, except that Intermediate 2-92 instead of Intermediate 2-1 was used.

Synthesis of Compound 92

4.61 g of Compound 92 (Yield 61%) was prepared in the same manner as in the method of preparing Compound 1 of Synthesis Example 1, except that Intermediates 3-92 and 4-27, instead of Intermediates 3-1 and 4-1, were used. Compound 92 was identified using MS/FAB and ¹H NMR.

C₅₄H₃₃N₃S: calc. 755.24, and found; 755.25.

¹H NMR (CDCl₃, 400 MHz) δ (ppm) 8.70-8.68 (m, 1H), 8.40-8.37 (m, 2H), 8.01 (d, 1H), 7.93-7.91 (m, 1H), 7.88-7.86 (dd, 1H), 7.85-7.82 (m, 2H), 7.81-7.80 (m, 1H), 7.78-7.76 (m, 1H), 7.73-7.69 (m, 2H), 7.64 (d, 1H) 7.63-7.62 (m, 1H), 7.54-7.51 (m, 1H), 7.48-7.43 (m, 2H), 7.40-7.35 (m, 4H), 7.34-7.24 (m, 5H), 7.13-7.12 (m, 1H), 7.06-7.03 (dd, 1H), 6.98-6.93 (m, 1H), 6.92-6.84 (m, 4H)

Synthesis Example 57

Synthesis of Compound 95

Synthesis of Intermediate 3-95

Intermediate 3-95 was prepared in the same manner as in the method of preparing Intermediate 3-1 of Synthesis Example 1, except that Intermediate 2-95 instead of Intermediate 2-1 was used.

110

Synthesis of Compound 95

4.74 g of Compound 95 (Yield 62%) was prepared in the same manner as in the method of preparing Compound 1 of Synthesis Example 1, except that Intermediates 3-95 and 4-30, instead of Intermediates 3-1 and 4-1, were used. Compound 95 was identified using MS/FAB and ¹H NMR.

C₅₇H₃₆N₂O: calc. 764.28, and found; 764.29.

¹H NMR (CDCl₃, 400 MHz) δ (ppm) 8.69-8.67 (m, 1H), 8.41-8.38 (m, 1H), 8.11-8.08 (m, 1H), 8.04-8.02 (m, 1H), 7.99-7.96 (m, 2H), 7.94-7.91 (m, 1H), 7.87-7.85 (m, 1H), 7.84-7.77 (m, 6H), 7.73-7.69 (m, 2H), 7.55-7.52 (m, 1H), 7.48-7.41 (m, 5H), 7.40-7.36 (m, 3H), 7.35-7.25 (m, 5H), 7.10-7.04 (m, 2H), 6.98-6.96 (m, 1H), 6.94-6.92 (dd, 1H), 6.88-6.85 (m, 2H)

Synthesis Example 58

Synthesis of Compound 97

Synthesis of Intermediate 3-97

Intermediate 3-97 was prepared in the same manner as in the method of preparing Intermediate 3-1 of Synthesis Example 1, except that Intermediate 2-97 instead of Intermediate 2-1 was used.

Synthesis of Compound 97

4.96 g of Compound 97 (Yield 61%) was prepared in the same manner as in the method of preparing Compound 1 of Synthesis Example 1, except that Intermediates 3-97 and 4-4, instead of Intermediates 3-1 and 4-1, were used. Compound 97 was identified using MS/FAB and ¹H NMR.

C₆₁H₃₉N₃: calc. 813.31, and found; 813.32.

¹H NMR (CDCl₃, 400 MHz) δ (ppm) 8.31-8.29 (m, 1H), 7.84-7.82 (m, 2H), 7.81-7.80 (m, 1H), 7.77-7.74 (m, 1H), 7.72-7.68 (m, 4H), 7.64-7.61 (m, 2H), 7.60-7.58 (m, 1H), 7.54-7.47 (m, 7H), 7.46-7.41 (m, 4H), 7.40-7.36 (m, 5H), 7.34-7.28 (m, 4H), 7.24-7.22 (m, 1H), 7.16-7.14 (m, 1H), 7.06-7.00 (m, 2H), 6.86-6.80 (m, 3H)

Synthesis Example 59

Synthesis of Compound 98

4.65 g of Compound 98 (Yield 59%) was prepared in the same manner as in the method of preparing Compound 97 of Synthesis Example 58, except that Intermediate 4-31 instead of Intermediate 4-4 was used. Compound 98 was identified using MS/FAB and ¹H NMR.

C₅₉H₃₇N₃: calc. 787.30, and found; 787.29.

¹H NMR (CDCl₃, 400 MHz) δ (ppm) 8.32-8.30 (m, 1H), 8.10-8.07 (dd, 1H), 7.87-7.85 (m, 1H), 7.84-7.80 (m, 2H), 7.80-7.79 (m, 1H), 7.76-7.74 (m, 1H), 7.73-7.68 (m, 4H), 7.61-7.58 (m, 1H), 7.55-7.51 (m, 1H), 7.50-7.43 (m, 7H), 7.42-7.35 (m, 6H), 7.34-7.23 (m, 6H), 7.13-7.10 (m, 1H), 7.04-7.03 (dd, 1H), 6.94-6.91 (dd, 1H), 6.87-6.84 (m, 2H)

Synthesis Example 60

Synthesis of Compound 99

Synthesis of Intermediate 3-99

Intermediate 3-99 was prepared in the same manner as in the method of preparing Intermediate 3-1 of Synthesis Example 1, except that Intermediate 2-98 instead of Intermediate 2-1 was used.

111

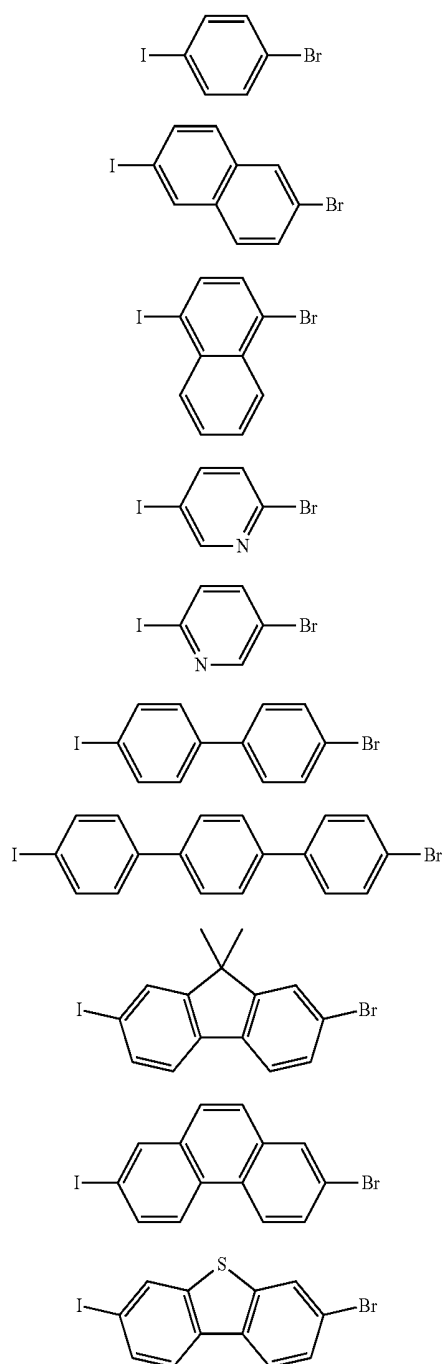
Synthesis of Compound 99

5.03 g of Compound 99 (Yield 55%) was prepared in the same manner as in the method of preparing Compound 1 of Synthesis Example 1, except that Intermediates 3-99 and 4-30, instead of Intermediates 3-1 and 4-1, were used. Compound 99 was identified using MS/FAB and ¹H NMR.

C₆₉H₄₅N₃: calc. 915.36, and found; 915.35.

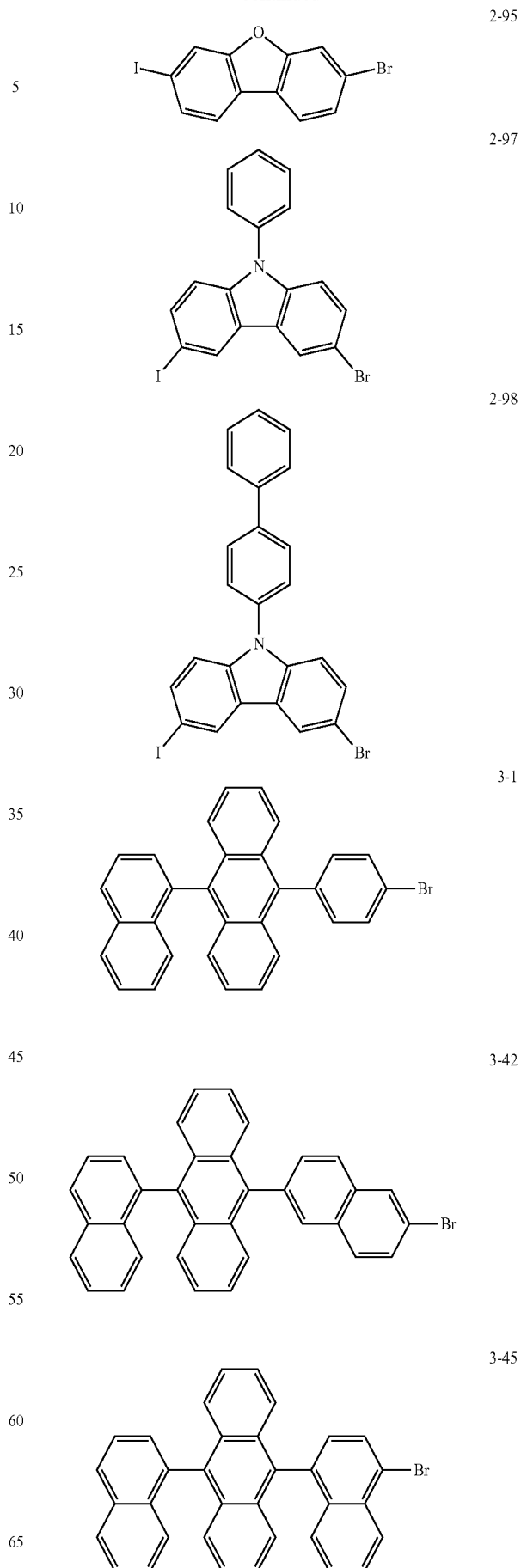
¹H NMR (CDCl₃, 400 MHz) δ (ppm) 8.90 (s, 1H), 8.60-8.58 (dd, 1H), 8.45 (s, 1H), 8.13-8.11 (dd, 1H), 7.94-7.91 (m, 1H), 7.87-7.75 (m, 5H), 7.72-7.58 (m, 7H), 7.54-7.21 (m, 23), 7.16-7.14 (m, 1H), 7.03-6.99 (m, 2H), 6.89-6.84 (m, 2H)

Intermediates



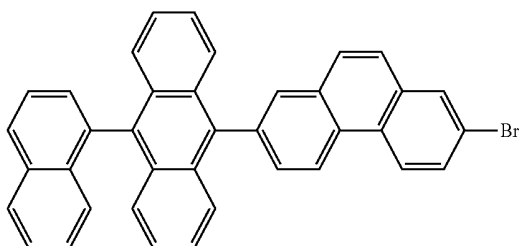
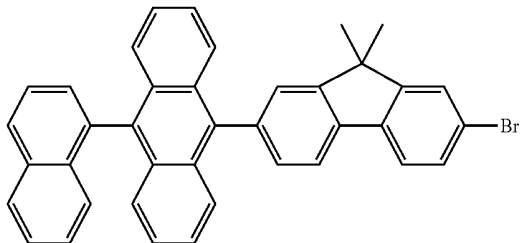
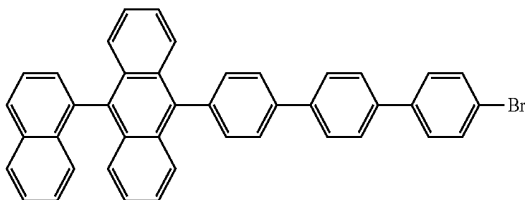
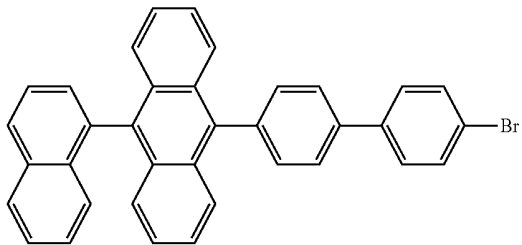
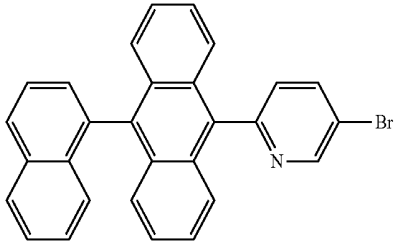
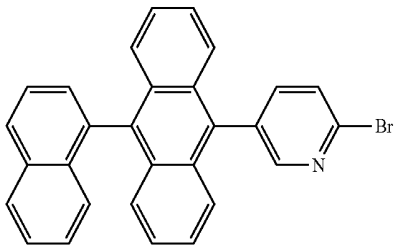
112

-continued



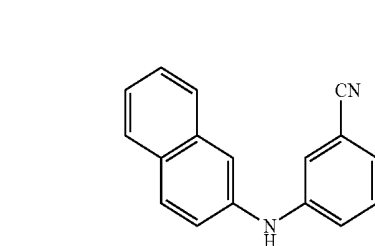
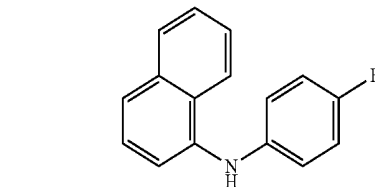
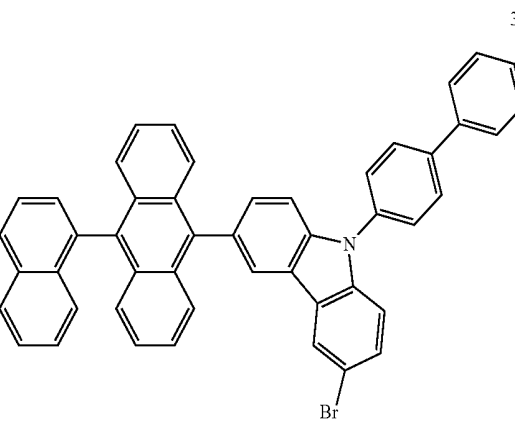
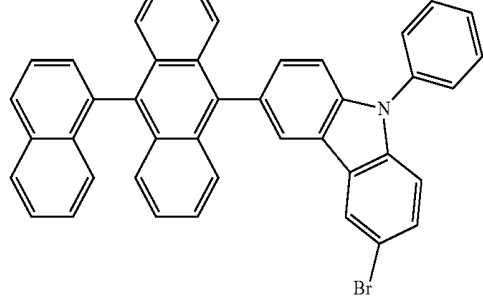
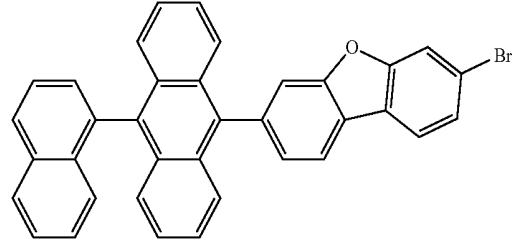
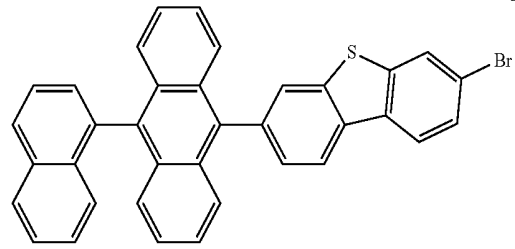
113

-continued



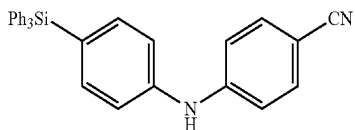
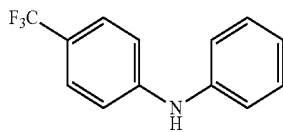
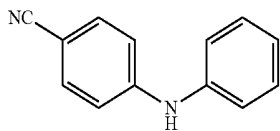
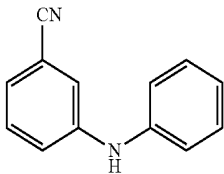
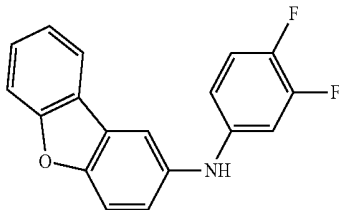
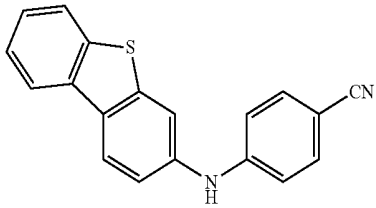
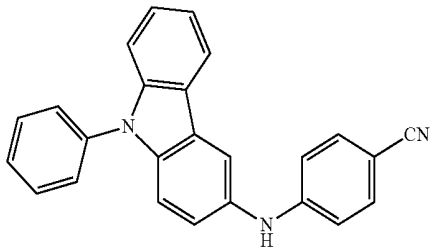
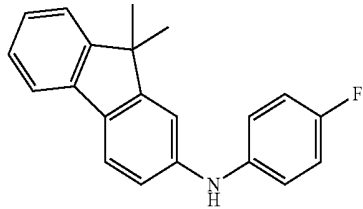
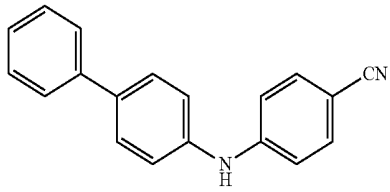
114

-continued

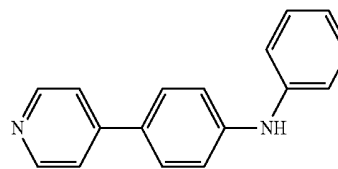
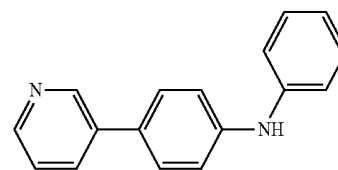
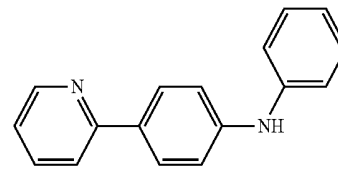
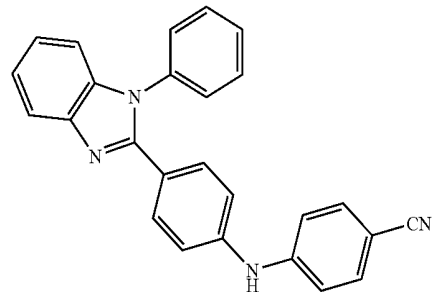
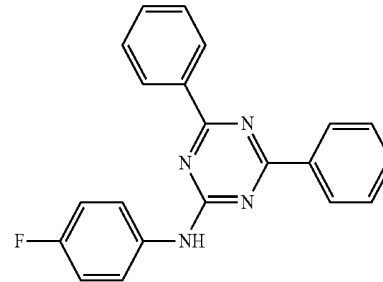
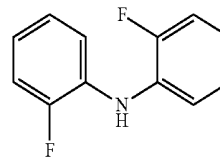
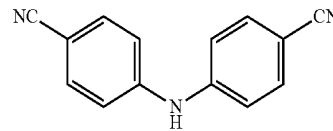
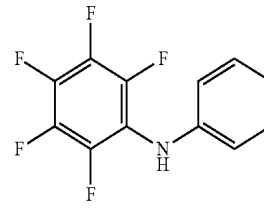


65

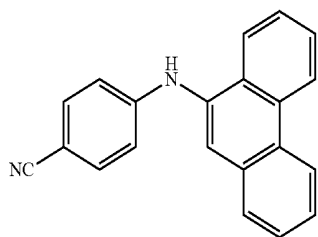
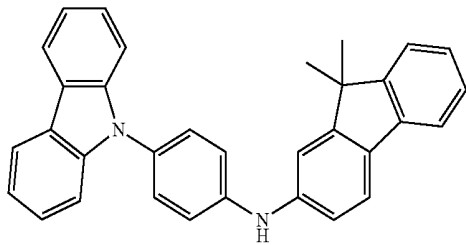
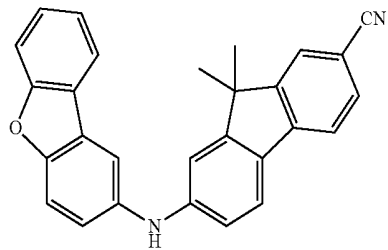
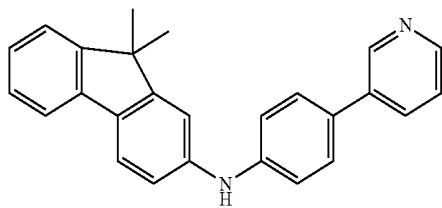
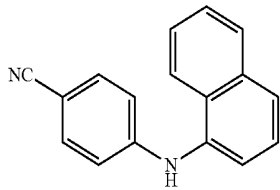
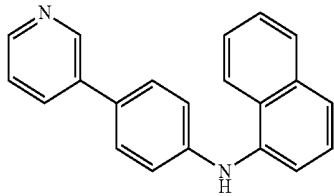
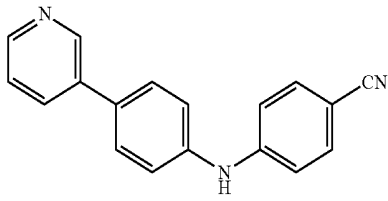
115
-continued



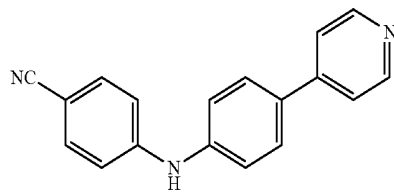
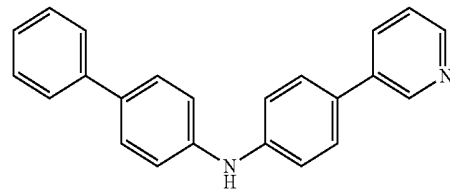
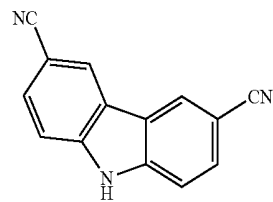
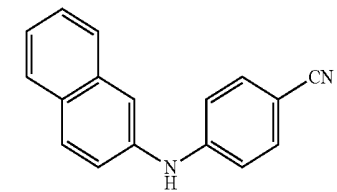
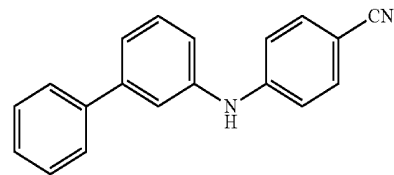
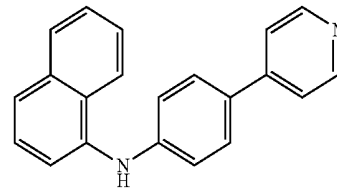
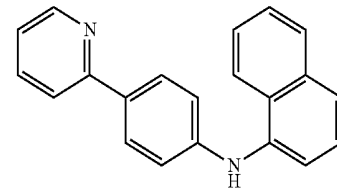
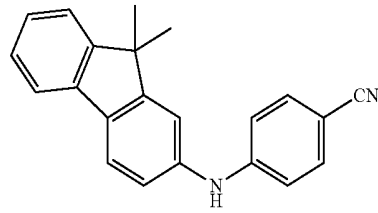
116
-continued



117
-continued

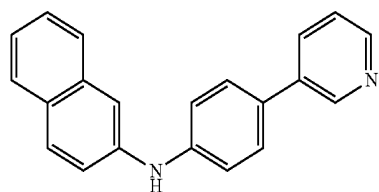


118
-continued

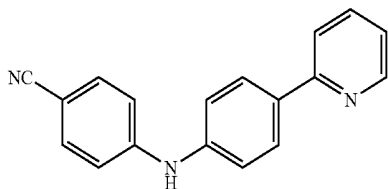


119

-continued



4-78



4-79

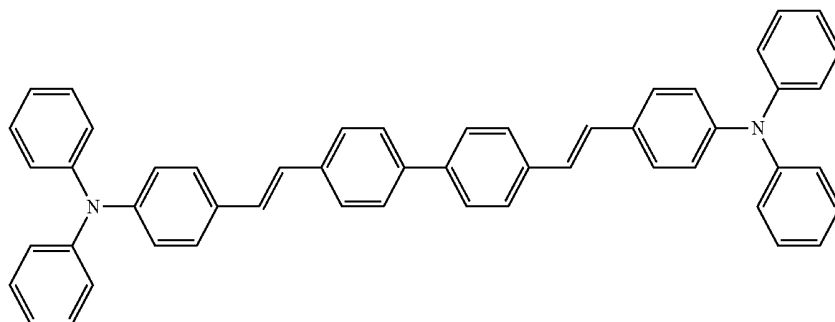
Example 1

To manufacture an anode, a corning 15 Ω/cm^2 (1200 Å) ITO glass substrate was cut to a size of 50 mm×50 mm×0.7 mm and then sonicated in isopropyl alcohol and pure water each for five minutes, and then cleaned by irradiation of ultraviolet rays for 30 minutes and exposure to ozone. The resulting glass substrate was loaded into a vacuum deposition diode.

2-TNATA was deposited on the ITO glass substrate to form an HIL having a thickness of 600 Å on the anode, and then 4,4'-bis[N-(1-naphthyl)-N-phenylamino]biphenyl (NPS) was deposited on the HIL to form a HTL having a thickness of 300 Å.

Subsequently, 9,10-di-naphthalene-2-yl-anthracene (AND) and 4,4'-bis[2-(4-(N,N-diphenylamino)phenyl)vinyl]biphenyl (DPAVBi) were co-deposited on the HTL in a weight ratio of 98:2 to form an EML having a thickness of about 300 Å.

Then, Compound 1 was deposited on the EML to form an ETL having a thickness of about 300 Å, and then LiF was deposited on the ETL to form an EIL having a thickness of about 10 Å. Then, Al was deposited on the EIL to form a second electrode (cathode) having a thickness of about 3000 Å, thereby completing the manufacture of an organic light-emitting diode.



<DPAVBi>

Example 2

An organic light-emitting diode was manufactured in the same manner as in Example 1, except that Compound 4, instead of Compound 1, was used to form the ETL.

120

Example 3

An organic light-emitting diode was manufactured in the same manner as in Example 1, except that Compound 14, instead of Compound 1, was used to form the ETL.

Example 4

An organic light-emitting diode was manufactured in the same manner as in Example 1, except that Compound 23, instead of Compound 1, was used to form the ETL.

Example 5

An organic light-emitting diode was manufactured in the same manner as in Example 1, except that Compound 25, instead of Compound 1, was used to form the ETL.

Example 6

An organic light-emitting diode was manufactured in the same manner as in Example 1, except that Compound 27, instead of Compound 1, was used to form the ETL.

Example 7

An organic light-emitting diode was manufactured in the same manner as in Example 1, except that Compound 31, instead of Compound 1, was used to form the ETL.

Example 8

An organic light-emitting diode was manufactured in the same manner as in Example 1, except that Compound 32, instead of Compound 1, was used to form the ETL.

Example 9

An organic light-emitting diode was manufactured in the same manner as in Example 1, except that Compound 42, instead of Compound 1, was used to form the ETL.

Example 10

An organic light-emitting diode was manufactured in the same manner as in Example 1, except that Compound 48, instead of Compound 1, was used to form the ETL.

121

Example 11

An organic light-emitting diode was manufactured in the same manner as in Example 1, except that Compound 58, instead of Compound 1, was used to form the ETL.

Example 12

An organic light-emitting diode was manufactured in the same manner as in Example 1, except that Compound 60, instead of Compound 1, was used to form the ETL.

Example 13

An organic light-emitting diode was manufactured in the same manner as in Example 1, except that Compound 62, instead of Compound 1, was used to form the ETL.

Example 14

An organic light-emitting diode was manufactured in the same manner as in Example 1, except that Compound 66, instead of Compound 1, was used to form the ETL.

Example 15

An organic light-emitting diode was manufactured in the same manner as in Example 1, except that Compound 70, instead of Compound 1, was used to form the ETL.

Example 16

An organic light-emitting diode was manufactured in the same manner as in Example 1, except that Compound 77, instead of Compound 1, was used to form the ETL.

Example 17

An organic light-emitting diode was manufactured in the same manner as in Example 1, except that Compound 82, instead of Compound 1, was used to form the ETL.

Example 18

An organic light-emitting diode was manufactured in the same manner as in Example 1, except that Compound 86, instead of Compound 1, was used to form the ETL.

Example 19

An organic light-emitting diode was manufactured in the same manner as in Example 1, except that Compound 97, instead of Compound 1, was used to form the ETL.

Example 20

An organic light-emitting diode was manufactured in the same manner as in Example 1, except that Compound 25, instead of DPAVBi, was used to form the ETL, and Alq₃, instead of Compound 1, was used to form the ETL.

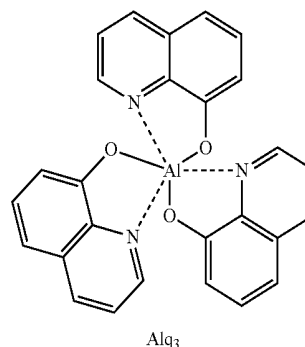
Example 21

An organic light-emitting diode was manufactured in the same manner as in Example 1, except that Compound 86, instead of DPAVBi, was used to form the ETL, and Alq₃, instead of Compound 1, was used to form the ETL.

122

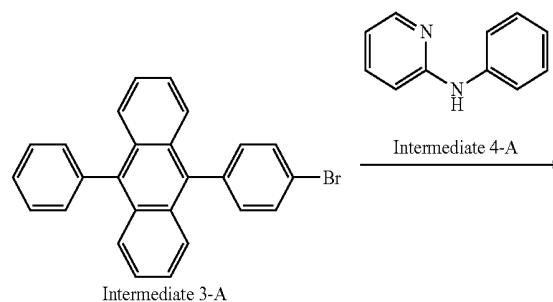
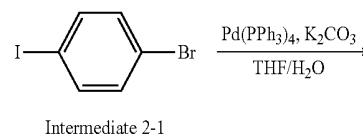
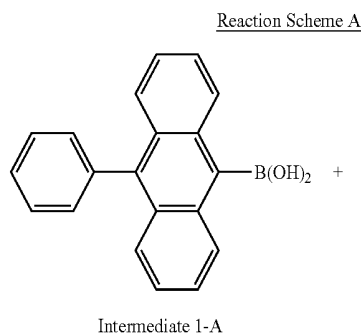
Comparative Example 1

An organic light-emitting diode was manufactured in the same manner as in Example 1, except that Alq₃, instead of Compound 1, was used to form the ETL.

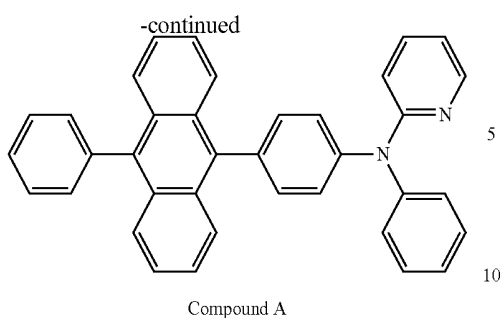


Comparative Example 2

Compound A was synthesized according to Reaction Scheme A below:



123



Synthesis of Intermediate 3-A

Intermediate 3-A was prepared in the same manner as in the method of preparing Intermediate 3-1 of Synthesis Example 1, except that Intermediate 1-A, instead of Intermediate 1, was used.

Synthesis of Compound A

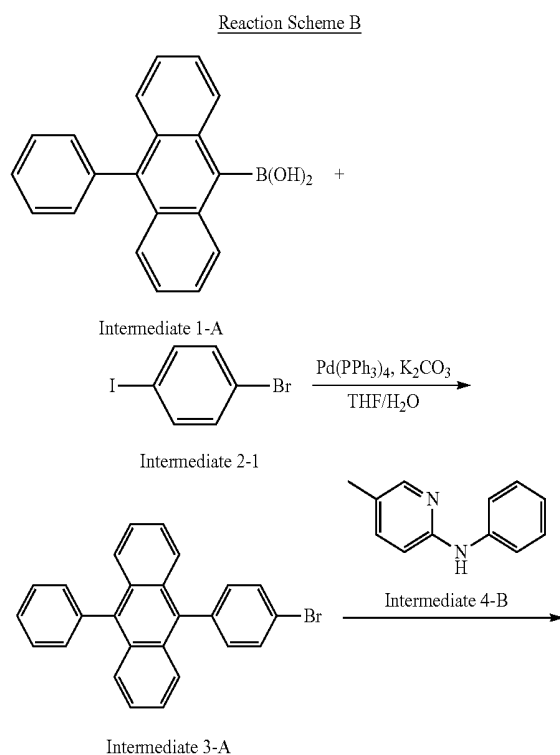
3.23 g of Compound A (Yield 63%) was prepared in the same manner as in the method of preparing Compound 1 of Synthesis Example 1, except that 4.24 g (10 mmol) of Intermediate 3-A and 2.23 g (12.0 mmol) of Intermediate 4-A, instead of Intermediates 3-1 and 4-1, were used.

Manufacture of Organic Light-Emitting Diode

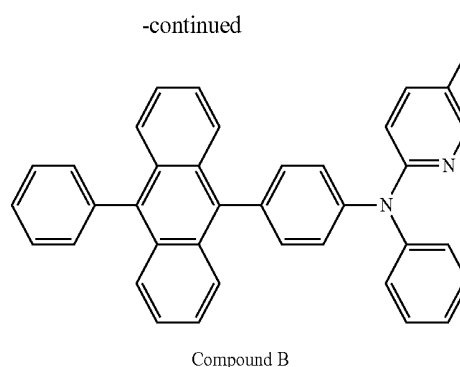
An organic light-emitting diode was manufactured in the same manner as in Example 1, except that Compound A, instead of Compound 1, was used to form the ETL.

Comparative Example 3

Compound B was synthesized according to Reaction Scheme B below:



124



Synthesis of Compound B

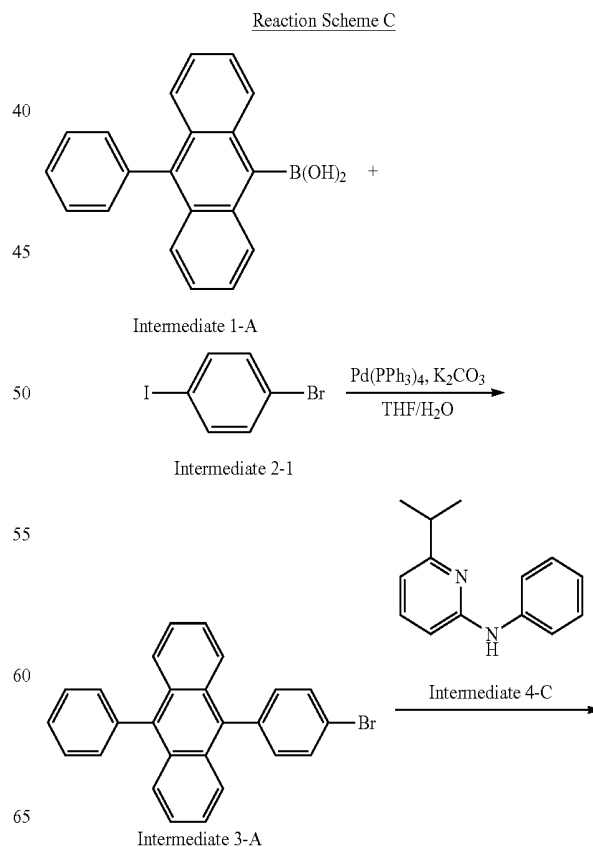
Intermediate B was prepared in the same manner as in the method of preparing Compound A of Comparative Example 2, except that Intermediate 4-A, instead of Intermediate 4-B, was used.

Manufacture of Organic Light-Emitting Diode

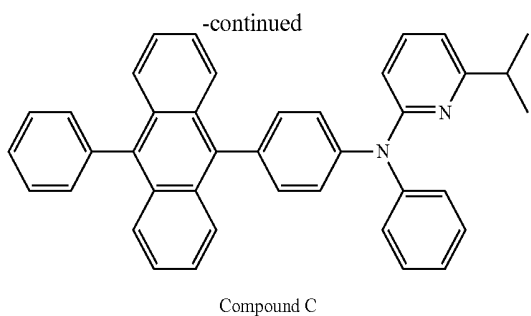
An organic light-emitting diode was manufactured in the same manner as in Example 1, except that Compound B, instead of Compound 1, was used to form the ETL.

Comparative Example 4

Compound C was synthesized according to Reaction Scheme C below:



125



Synthesis of Compound C

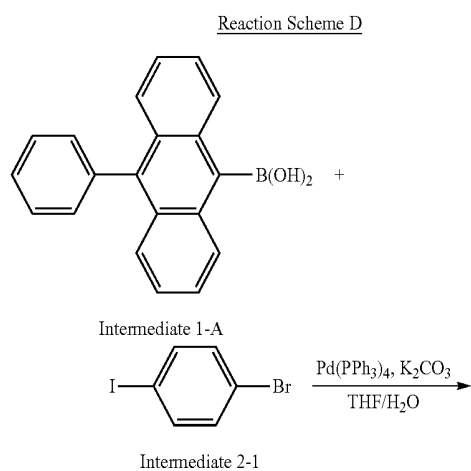
Compound C was prepared in the same manner as in the method of preparing Compound A of Comparative Example 2, except that Intermediate 4-C, instead of Intermediate 4-C, was used.

Manufacture of Organic Light-Emitting Diode

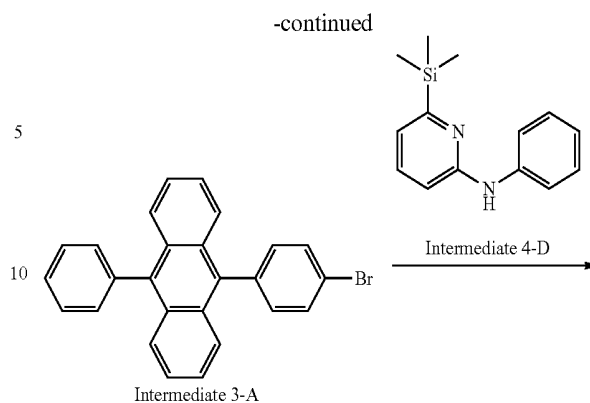
An organic light-emitting diode was manufactured in the same manner as in Example 1, except that Compound C, instead of Compound 1, was used to form the ETL.

Comparative Example 5

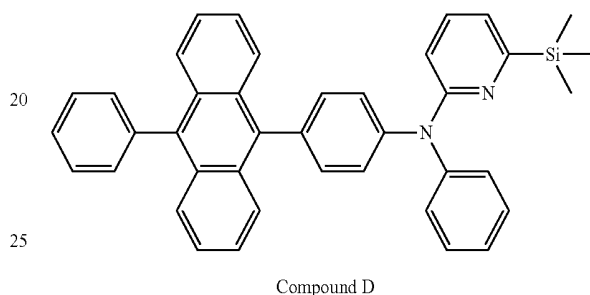
Compound D was synthesized according to Reaction Scheme D below:



126



15



20

25

30

Synthesis of Compound D

Compound D was prepared in the same manner as in the method of preparing Compound A of Comparative Example 2, except that Intermediate 4-D, instead of Intermediate 4-D, was used.

Manufacture of Organic Light-Emitting Diode

An organic light-emitting diode was manufactured in the same manner as in Example 1, except that Compound D, instead of Compound 1, was used to form the ETL.

40

Evaluation Example 1

Driving voltages, luminances, emitting-light colors, efficiencies (@ current density of 50 mA/cm², and half-life spans (@100 mA/cm²) of the organic light-emitting diodes of Examples 1 to 20 and Comparative Examples 1 to 5 were measured using a PR650 (Spectroscan) Source Measurement Unit (available from Photo Research, Inc.). The results are shown in Table 1 below.

TABLE 1

	EML			Driving	Luminance	Efficiency	Light-	Half-life
	host	EML dopant	ETL	voltage	(cd/m ²)	(cd/A)	emitting	span
				(V)			color	(hr)
Example 1	ADN	DPVABi	Compound 1	5.36	3,335	6.67	blue	492
Example 2	ADN	DPVABi	Compound 4	5.32	3,390	6.78	blue	596
Example 3	ADN	DPVABi	Compound 14	5.29	3,380	6.76	blue	542
Example 4	ADN	DPVABi	Compound 23	5.24	3,470	6.94	blue	589
Example 5	ADN	DPVABi	Compound 25	5.26	3,465	6.93	blue	536

TABLE 1-continued

	EML host	EML dopant	ETL	Driving voltage (V)	Luminance (cd/m ²)	Efficiency (cd/A)	Light-emitting color	Half-life span (hr)
Example 6	ADN	DPVABi	Compound 27	5.21	3,505	7.01	blue	564
Example 7	ADN	DPVABi	Compound 31	5.26	3,280	6.56	blue	632
Example 8	ADN	DPVABi	Compound 32	5.30	3,440	6.88	blue	559
Example 9	ADN	DPVABi	Compound 42	5.23	3,565	7.13	blue	658
Example 10	ADN	DPVABi	Compound 48	5.31	3,435	6.87	blue	524
Example 11	ADN	DPVABi	Compound 58	5.26	3,580	7.16	blue	532
Example 12	ADN	DPVABi	Compound 60	5.24	3,515	7.03	blue	582
Example 13	ADN	DPVABi	Compound 62	5.31	3,605	7.21	blue	529
Example 14	ADN	DPVABi	Compound 66	5.27	3,345	6.69	blue	608
Example 15	ADN	DPVABi	Compound 70	5.16	3,015	6.03	blue	583
Example 16	ADN	DPVABi	Compound 77	5.21	3,560	7.12	blue	637
Example 17	ADN	DPVABi	Compound 82	5.32	3,460	6.92	blue	543
Example 18	ADN	DPVABi	Compound 86	5.43	3,445	6.89	blue	469
Example 19	ADN	DPVABi	Compound 97	5.62	3,070	6.14	blue	486
Example 20	ADN	Compound 25	Alq ₃	6.86	2,190	4.38	blue	216
Example 21	ADN	Compound 86	Alq ₃	6.97	2,260	4.52	blue	238
Comparative Example 1	ADN	DPVABi	Alq ₃	7.35	2,065	4.13	blue	145
Comparative Example 2	ADN	DPVABi	Compound A	5.71	2,865	5.73	blue	311
Comparative Example 3	ADN	DPVABi	Compound B	5.75	2,730	5.46	blue	320
Comparative Example 4	ADN	DPVABi	Compound C	5.73	2,845	5.69	blue	297
Comparative Example 5	ADN	DPVABi	Compound D	5.73	2,830	5.66	blue	213

Referring to Table 1, the organic light-emitting devices of Examples 1 to 19 are found to have lower driving voltages, higher luminances, higher efficiencies, and better lifetime characteristics as compared to the organic light-emitting diodes of Comparative Examples 1 to 5. The organic light-emitting devices of Examples 20 and 21 are found to have lower driving voltages and better lifetime characteristics as compared to the organic light-emitting diode of Comparative Example 1.

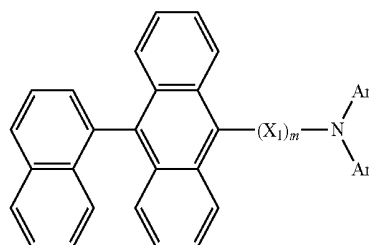
As described above, an organic light-emitting diode including any of the amine-based compounds according to embodiments may have a low driving voltage, a high luminance, a high efficiency, and a long lifetime.

While the present embodiments have been particularly shown and described with reference to example embodiments thereof, it will be understood by those of ordinary skill in the art that various changes in form and details may be made therein without departing from the spirit and scope of the present embodiments as defined by the following claims.

What is claimed is:

1. An amine-based compound represented by Formula 1 below:

Formula 1



- wherein, in Formula 1, Ar₁ and Ar₂ are each independently a substituted or unsubstituted C₆-C₆₀ aryl group or a substituted or unsubstituted C₂-C₆₀ heteroaryl group; X₁ is a substituted or unsubstituted C₆-C₆₀ arylene group or a substituted or unsubstituted C₂-C₆₀ heteroarylene group; m is an integer from 1 to 5; and at least one substituent of each of the substituted C₆-C₆₀ aryl group, the substituted C₂-C₆₀ heteroaryl group, the substituted C₆-C₆₀ arylene group, and the substituted C₂-C₆₀ heteroarylene group is one of a deuterium atom; —F; —Cl; —Br; —I; —CN; a hydroxyl group; —NO₂;

an amino group; an amidino group; hydrazine; hydrazone; a carboxyl group or a salt thereof; a sulfonic acid group or a salt thereof; a phosphoric acid or a salt thereof; a tri(C₆-C₆₀aryl)silyl group; a C₁-C₆₀ alkyl group, a C₁-C₆₀ alkoxy group, a C₂-C₆₀ alkenyl group, a C₂-C₆₀ alkynyl group; a C₁-C₆₀ alkyl group, a C₁-C₆₀ alkoxy group, a C₂-C₆₀ alkenyl group and a C₂-C₆₀ alkynyl group that is substituted with at least one of a deuterium atom, —F, —Cl, —Br, —I, —CN, a hydroxyl group, —NO₂, an amino group, an amidino group, hydrazine, hydrazone, a carboxyl group or a salt thereof, a sulfonic acid group or a salt thereof, a phosphoric acid or a salt thereof; a C₃-C₆₀ cycloalkyl group, a C₃-C₆₀ cycloalkenyl group, a C₆-C₆₀ aryl group, a C₂-C₆₀ heteroaryl group, a C₆-C₆₀ aralkyl group, a C₆-C₆₀ aryloxy group, a C₆-C₆₀ arylthiol group; a C₃-C₆₀ cycloalkyl group, a C₃-C₆₀ cycloalkenyl group, a C₆-C₆₀ aryl group, a C₂-C₆₀ heteroaryl group, a C₆-C₆₀ aralkyl group, a C₆-C₆₀ aryloxy group, and a C₆-C₆₀ arylthiol group that is substituted with at least one of a deuterium atom, —F, —Cl, —Br, —I, —CN, a hydroxyl group, —NO₂, an amino group, an amidino group, hydrazine, hydrazone, a carboxyl group or a salt thereof, a sulfonic acid group or a salt thereof, a phosphoric acid or a salt thereof, a C₁-C₆₀ alkyl group, a C₁-C₆₀ alkoxy group, a C₂-C₆₀ alkenyl group, a C₂-C₆₀ alkynyl group, a C₆-C₆₀ aryl group and a C₂-C₆₀ heteroaryl group,

wherein at least one of Ar₁ and Ar₂ is a C₆-C₆₀ aryl group substituted with at least one electron withdrawing group;

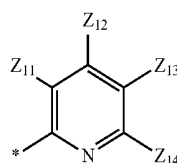
wherein the electron withdrawing group is selected from the group consisting of —F; —CN; —NO₂; a C₁-C₆₀ alkyl group substituted with at least one —F; a C₂-C₆₀ heteroaryl group; and a C₂-C₆₀ heteroaryl group substituted with at least one of a deuterium atom, —F, —Cl, —Br, —I, —CN, a hydroxyl group, —NO₂, an amino group, an amidino group, hydrazine, hydrazone, a carboxyl group or a salt thereof, a sulfonic acid group or a salt thereof, a phosphoric acid or a salt thereof, a C₁-C₆₀ alkyl group, a C₁-C₆₀ alkyl group substituted with at least one —F, a C₁-C₆₀ alkoxy group, a C₂-C₆₀ alkenyl group, a C₂-C₆₀ alkynyl group, a C₆-C₆₀ aryl group, and a C₂-C₆₀ heteroaryl group.

2. The amine-based compound of claim 1, wherein the at least one electron withdrawing group is selected from the group consisting of —F; —CN; a C₁-C₂₀ alkyl group substituted with at least one —F; a pyrrolyl group, a pyrazolyl group, an imidazolyl group, an imidazolynyl group, an imidazopyridinyl group, an imidazopyrimidinyl group, a pyridinyl group, a pyrazinyl group, a pyrimidinyl group, a benzimidazolyl group, an indolyl group, a purinyl group, a quinolinyl group, an isoquinolinyl group, a phthalazinyl group, an indolizinyl group, a quinazolynyl group, a cinnolinyl group, an indazolyl group, a carbazolyl group, a phenazinyl group, a phenanthridinyl group, a triazinyl group, a pyridazinyl group, a triazolyl group, and a tetrazolyl; and a pyrrolyl group, a pyrazolyl group, an imidazolyl group, an imidazolynyl group, an imidazopyridinyl group, imidazopyrimidinyl, pyridinyl, pyrazinyl, pyrimidinyl, benzimidazolyl, indolyl, purinyl, quinolinyl, isoquinolinyl, phthalazinyl, indolizinyl, quinazolynyl, cinolinyl, indazolyl, carbazolyl, phenazinyl, phenanthridinyl, triazinyl, pyridazinyl, triazolyl, and a tetrazolyl group that is substituted with at least one of a deuterium atom, —F, —Cl, —Br, —I, —CN, a hydroxyl group, —NO₂, an amino group, an amidino group, hydrazine, hydrazone, a carboxyl group or a salt thereof, a

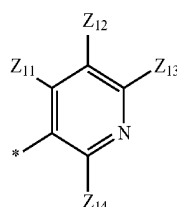
sulfonic acid group or a salt thereof, a phosphoric acid or a salt thereof, a C₁-C₂₀ alkyl group, a C₁-C₂₀ alkyl group substituted with at least one —F, a C₁-C₂₀ alkoxy group, a phenyl group, a naphthyl group, an anthryl group, a phenanthrenyl group, a pyrenyl group, a pyridinyl group, a triazinyl group and a carbazolyl group.

3. The amine-based compound of claim 1, wherein the at least one electron withdrawing group is selected from the group consisting of —F; —CN; —CH₂F; —CHF₂; —CF₃; and groups represented by Formulae 2(1) to 2(14) below:

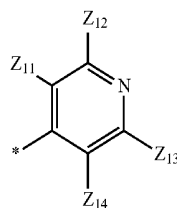
Formula 2(1)



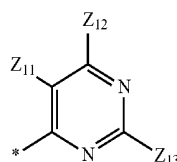
Formula 2(2)



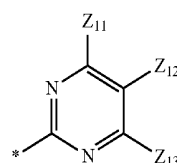
Formula 2(3)



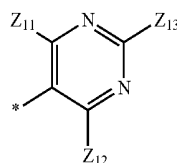
Formula 2(4)



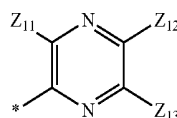
Formula 2(5)



Formula 2(6)

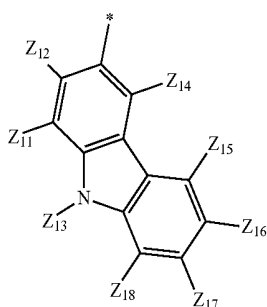
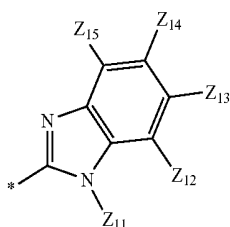
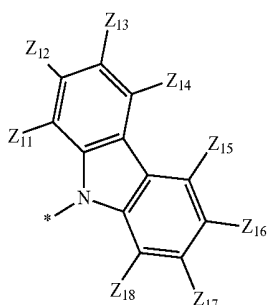
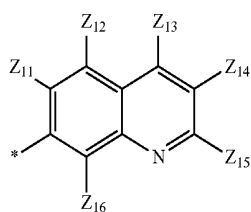
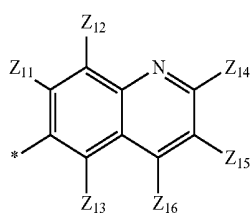
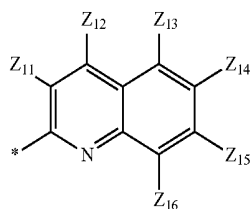
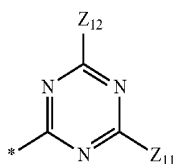


Formula 2(7)



131

-continued



Formula 2(8)

5

Formula 2(9)

10

15

Formula 2(10)

Formula 2(11)

Formula 2(12)

Formula 2(13)

Formula 2(14)

132

wherein, in Formulae 2(1) to 2(14), Z_{11} to Z_{18} are each independently a hydrogen atom, a deuterium atom, —F, —Cl, —Br, —I, —CN, a hydroxyl group, —NO₂, an amino group, an amidino group, hydrazine, hydrazone, a carboxyl group or a salt thereof, a sulfonic acid group or a salt thereof, phosphoric acid or a salt thereof, a C₁-C₂₀ alkyl group, a C₁-C₂₀ alkyl group substituted with at least one —F, a C₁-C₂₀ alkoxy group, a phenyl group, a naphthyl group, an anthryl group, a phenanthrenyl group, a pyrenyl group, a pyridinyl group, a triazinyl group, or a carbazolyl group.

4. The amine-based compound of claim 1, wherein the amine-based compound is represented by Formula 1(1) or 1(2) below:

Formula 1(1)

20

25

Formula 1(2)

30

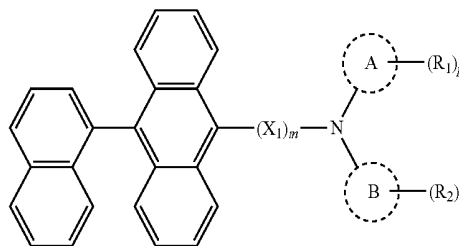
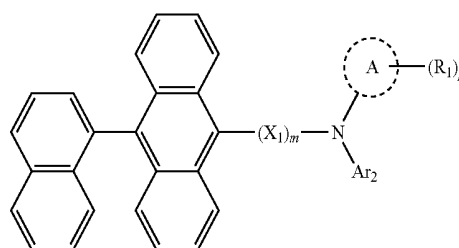
35

40

45

50

55



wherein, in Formula 1(1), Ar₂ is a substituted or unsubstituted C₆-C₂₀ aryl group or a substituted or unsubstituted C₂-C₂₀ heteroaryl group; and in Formulae 1(1) and 1(2), A and B rings are each independently a substituted C₆-C₂₀ aryl group;

R₁ and R₂ are each independently an electron withdrawing group selected from the group consisting of —F; —CN; —NO₂; a C₁-C₆₀ alkyl group substituted with at least one —F; a C₂-C₆₀ heteroaryl group; and a C₂-C₆₀ heteroaryl group substituted with at least one of a deuterium atom, —F, —Cl, —Br, —I, —CN, a hydroxyl group, —NO₂, an amino group, an amidino group, hydrazine, hydrazone, a carboxyl group or a salt thereof, a sulfonic acid group or a salt thereof, a phosphoric acid or a salt thereof, a C₁-C₆₀ alkyl group, a C₁-C₆₀ alkyl group substituted with at least one —F, a C₁-C₆₀ alkoxy group, a C₂-C₆₀ alkenyl group, a C₂-C₆₀ alkynyl group, a C₆-C₆₀ aryl group, and a C₂-C₆₀ heteroaryl group; and p and q are each independently an integer from 1 to 9.

5. The amine-based compound of claim 4, wherein the amine-based compound is represented by Formula 1(1) in which at least one of p number of R₁ is —CN; or is represented by Formula 1(2) in which at least one of p number of R₁ and one of q number of R₂ is —CN.

6. The amine-based compound of claim 4, wherein the amine-based compound is represented by Formula 1(1) in which the A ring is a substituted phenyl group, a substituted biphenyl group, a substituted naphthyl group, a substituted anthryl group, a substituted phenanthrenyl group, a substi-

133

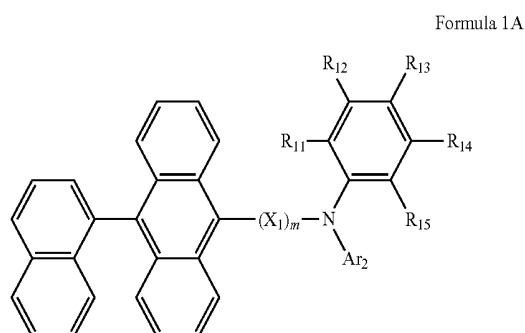
tuted pyrenyl group, or a substituted fluorenyl group; or wherein the amine-based compound is represented by Formula 1(2) in which the A and B ring are each independently a substituted phenyl group, a substituted biphenyl group, a substituted naphthyl group, a substituted anthryl group, a substituted phenanthrenyl group, a substituted pyrenyl group, or a substituted fluorenyl group.

7. The amine-based compound of claim 1, wherein Ar_1 and Ar_2 are each independently a substituted or unsubstituted phenyl group, a substituted or unsubstituted naphthyl group, a substituted or unsubstituted fluorenyl group, a substituted or unsubstituted phenanthrenyl group, a substituted or unsubstituted anthryl group, a substituted or unsubstituted triphenylene group, a substituted or unsubstituted pyrenyl group, a substituted or unsubstituted chrysenyl group, a substituted or unsubstituted pyridinyl group, a substituted or unsubstituted pyrazinyl group, a substituted or unsubstituted pyrimidinyl group, a substituted or unsubstituted quinolyl group, a substituted or unsubstituted carbazolyl group, a substituted or unsubstituted triazinyl group, a substituted or unsubstituted dibenzothiophenyl group, a substituted or unsubstituted dibenzofuranyl group, or a substituted or unsubstituted phenanthrolinyl group,

wherein at least one of Ar_1 and Ar_2 is a phenyl group, a biphenyl group, a naphthyl group, an anthryl group, a phenanthrenyl group, a pyrenyl group, or a fluorenyl group that are substituted with at least one electron withdrawing group selected from the group consisting of $-F$; $-CN$; a C_1-C_{20} alkyl group substituted with at least one $-F$; a pyridinyl group, a pyrazinyl group, a pyrimidinyl group, a quinolinyl group, an isoquinolinyl group, a quinazoliny group, a triazinyl group, a benzoimidazolyl group, and a carbazolyl group; and a pyridinyl group, a pyrazinyl group, a pyrimidinyl group, a quinolinyl group, an isoquinolinyl group, a quinazoliny group, a triazinyl group, a benzoimidazolyl group, and a carbazolyl group that are substituted with at least one of a deuterium atom, $-F$, $-Cl$, $-Br$, $-I$, $-CN$, a hydroxyl group, $-NO_2$, an amino group, an amidino group, hydrazine, hydrazone, a carboxyl group or a salt thereof, a sulfonic acid group or a salt thereof, phosphoric acid or a salt thereof, a C_1-C_{20} alkyl group, a C_1-C_{20} alkoxy group, a phenyl group, a naphthyl group, an anthryl group, a phenanthrenyl group, a pyrenyl group, a pyridinyl group, a triazinyl group, and a carbazolyl group.

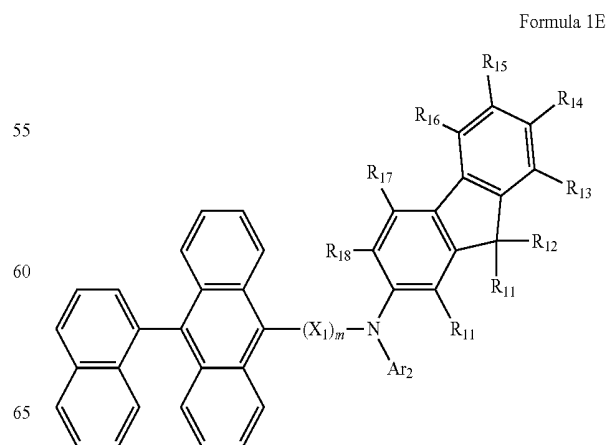
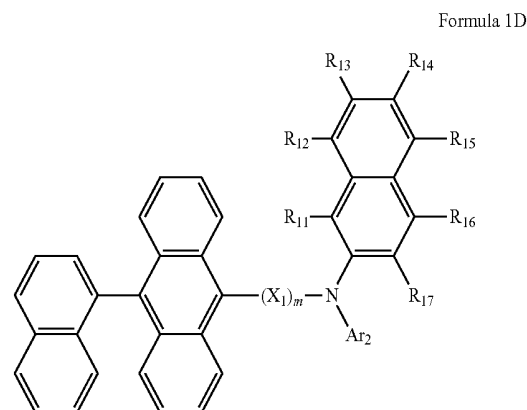
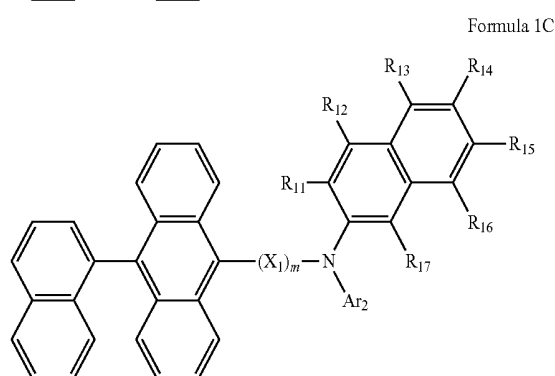
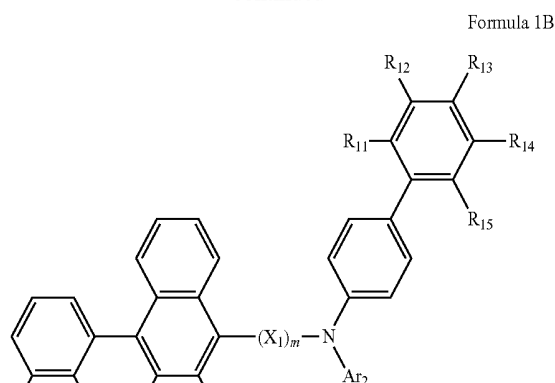
8. The amine-based compound of claim 1, wherein Ar_1 and Ar_2 are linked by a single bond.

9. The amine-based compound of claim 1, wherein the amine-based compound is represented by one of Formulae 1A to 1J below:



134

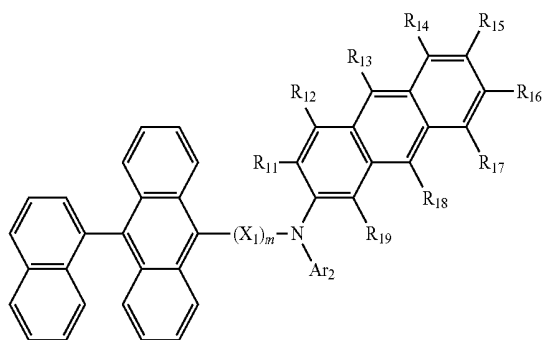
-continued



135

-continued

Formula 1F



5

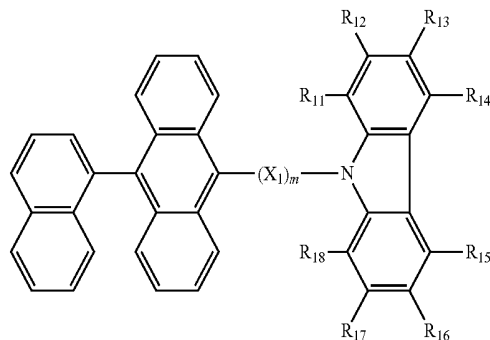
10

15

136

-continued

Formula 1J



20

25

30

35

40

45

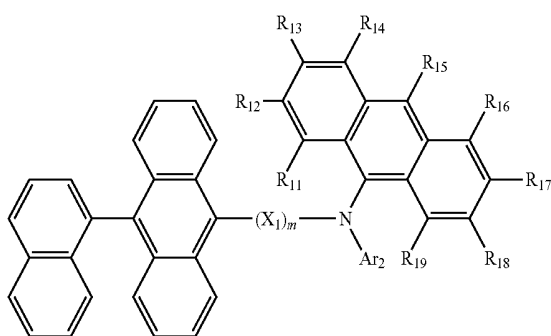
50

55

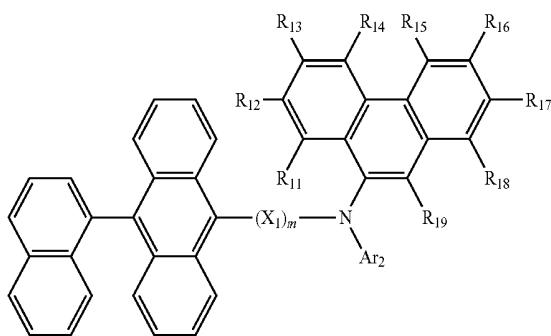
60

65

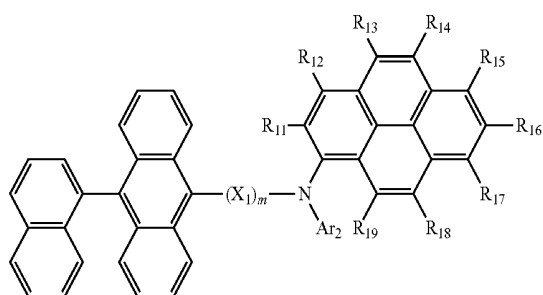
Formula 1G



Formula 1H



Formula 1I



wherein, in Formulae 1A to 1J, Ar₂ is a substituted or unsubstituted phenyl group, a substituted or unsubstituted pentalenyl group, a substituted or unsubstituted indenylene group, a substituted or unsubstituted naphthyl group, a substituted or unsubstituted azulenyl group, a substituted or unsubstituted heptalenyl group, a substituted or unsubstituted indacenyl group, a substituted or unsubstituted acenaphthyl group, a substituted or unsubstituted fluorenyl group, a substituted or unsubstituted phenalenyl group, a substituted or unsubstituted phenanthrenyl group, a substituted or unsubstituted anthryl group, a substituted or unsubstituted fluoranthenyl group, a substituted or unsubstituted triphenylenyl group, a substituted or unsubstituted pyrenyl group, a substituted or unsubstituted chrysenyl group, a substituted or unsubstituted naphthacenyl group, a substituted or unsubstituted picenyl group, a substituted or unsubstituted perylenyl group, a substituted or unsubstituted pentaphenyl group, a substituted or unsubstituted hexacenyl group, a substituted or unsubstituted pyrrolyl group, a substituted or unsubstituted pyrazolyl group, a substituted or unsubstituted imidazolyl group, a substituted or unsubstituted imidazolynyl group, a substituted or unsubstituted imidazopyridinyl group, a substituted or unsubstituted imidazopyrimidinyl group, a substituted or unsubstituted pyridinyl group, a substituted or unsubstituted pyrazinyl group, a substituted or unsubstituted pyrimidinyl group, a substituted or unsubstituted benzimidazolyl group, a substituted or unsubstituted indolyl group, a substituted or unsubstituted purinyl group, a substituted or unsubstituted quinolinyl group, a substituted or unsubstituted phthalazinyl group, a substituted or unsubstituted indolizynyl group, a substituted or unsubstituted naphthyridinyl group, a substituted or unsubstituted quinazolynyl group, a substituted or unsubstituted cinolinyl group, a substituted or unsubstituted indazolyl group, a substituted or unsubstituted carbazolyl group, a substituted or unsubstituted phenazinyl group, a substituted or unsubstituted phenanthridinyl group, a substituted or unsubstituted pyranyl group, a substituted or unsubstituted chromenyl group, a substituted or unsubstituted furanyl group, a substituted or unsubstituted benzofuranyl group, a substituted or unsubstituted thiophenyl group, a substituted or unsubstituted benzothiophenyl group, a substituted or unsubstituted isothiazolyl group, a substituted or unsubstituted benzimidazolyl group, a substituted or unsubstituted isoxazolyl group, a substituted or unsubstituted dibenzothiophenyl group, a substituted or unsubstituted dibenzofuranyl group, a substituted or

unsubstituted triazinyl group, a substituted or unsubstituted oxadiazolyl group, a substituted or unsubstituted pyridazinyl group, a substituted or unsubstituted triazolyl group, a substituted or unsubstituted tetrazolyl group, or a substituted or unsubstituted phenanthrolinyl group, substituents of the substituted phenyl group, the substituted pentalenyl group, the substituted indenyl group, the substituted naphthyl group, the substituted azulenyl group, the substituted heptalenyl group, the substituted indacenyl group, the substituted acenaphthyl group, the substituted fluorenyl group, the substituted phenalenyl group, the substituted phenanthrenyl group, the substituted anthryl group, the substituted fluoranthenyl group, the substituted triphenylenyl group, the substituted pyrenyl group, the substituted chrysenyl group, the substituted naphthacenyl group, the substituted picenyl, the substituted perylenyl group, the substituted pentaphenyl group, the substituted hexacenyl group, the substituted pyrrolyl group, the substituted pyrazolyl group, the substituted imidazolyl group, the substituted imidazolyl group, the substituted imidazopyridinyl group, the substituted imidazopyrimidinyl group, the substituted pyridinyl group, the substituted pyrazinyl group, the substituted pyrimidinyl group, the substituted benzoimidazolyl group, the substituted indolyl group, the substituted purinyl group, the substituted quinolinyl group, the substituted phthalazinyl group, the substituted indoliziny group, the substituted naphthyridinyl group, the substituted quinazoliny group, the substituted cinolinyl group, the substituted indazolyl group, the substituted carbazolyl group, the substituted phenazinyl group, the substituted phenanthridinyl group, the substituted pyranyl group, the substituted chromenyl group, the substituted furanyl group, the substituted benzofuranyl group, the substituted thiophenyl group, the substituted benzothiophenyl group, the substituted isothiazolyl group, the substituted benzoimidazolyl group, the substituted isoxazolyl group, the substituted dibenzothiophenyl group, the substituted dibenzofuranyl group, the substituted triazinyl group, the substituted oxadiazolyl group, the substituted pyridazinyl group, the substituted triazolyl group, the substituted tetrazolyl group, and the substituted phenanthrolinyl group, and R_{11} to R_{19} are each independently a hydrogen atom; a deuterium atom; —F; —Cl; —Br; —I; —CN; a hydroxyl group; —NO₂; an amino group; an amidino group; hydrazine; hydrazone; a carboxyl group or a salt thereof; a sulfonic acid group or a salt thereof; phosphoric acid or a salt thereof; a tri(C₆-C₆₀aryl)silyl group; a C₁-C₆₀ alkyl group, a C₁-C₆₀ alkoxy group, a C₂-C₆₀ alkenyl group, and a C₂-C₆₀ alkynyl group; a C₁-C₆₀ alkyl group, a C₁-C₆₀ alkoxy group, a C₂-C₆₀ alkenyl group and a C₂-C₆₀ alkynyl group that are substituted with at least one of a deuterium atom, —F, —Cl, —Br, —I, —CN, a hydroxyl group, —NO₂, an amino group, an amidino group, hydrazine, hydrazone, a carboxyl group or a salt thereof, a sulfonic acid group or a salt thereof, and phosphoric acid or a salt thereof; a C₃-C₆₀ cycloalkyl group, a C₃-C₆₀ cycloalkenyl group, a C₆-C₆₀ aryl group, a C₂-C₆₀ heteroaryl group, a C₆-C₆₀ aralkyl group, a C₆-C₆₀ aryloxy group, and a C₆-C₆₀ arylthiol group; and a C₃-C₆₀ cycloalkyl group, a C₃-C₆₀ cycloalkenyl group, a C₆-C₆₀ aryl group, a C₂-C₆₀ heteroaryl group, a C₆-C₆₀ aralkyl group, a C₆-C₆₀ aryloxy group, and a C₆-C₆₀ arylthiol group that are substituted with at least one of a deuterium atom, —F, —Cl, —Br, —I, —CN, a hydroxyl

group, —NO₂, an amino group, an amidino group, hydrazine, hydrazone, a carboxyl group or a salt thereof, a sulfonic acid group or a salt thereof, phosphoric acid or a salt thereof, a C₁-C₆₀ alkyl group, a C₁-C₆₀ alkoxy group, a C₂-C₆₀ alkenyl group, a C₂-C₆₀ alkynyl group, a C₆-C₆₀ aryl group and a C₂-C₆₀ heteroaryl group, wherein at least one of R_{11} to R_{15} in Formulae 1A and 1B, at least one of R_{11} to R_{17} in Formulae 1C and 1D, at least one of R_{11} to R_{18} in Formulae 1E and 1J, and at least one of R_{11} to R_{19} in Formula 1F, 1G, 1H and 1I are each independently an electron withdrawing group selected from the group consisting of —F; —CN; —NO₂; a C₁-C₆₀ alkyl group substituted with at least one —F; a C₂-C₆₀ heteroaryl group; and a C₂-C₆₀ heteroaryl group substituted with at least one of a deuterium atom, —F, —Cl, —Br, —I, —CN, a hydroxyl group, —NO₂, an amino group, an amidino group, hydrazine, hydrazone, a carboxyl group or a salt thereof, a sulfonic acid group or a salt thereof, a phosphoric acid or a salt thereof, a C₁-C₆₀ alkyl group, a C₁-C₆₀ alkoxy group, a C₂-C₆₀ alkenyl group, a C₂-C₆₀ alkynyl group, a C₆-C₆₀ aryl group, and a C₂-C₆₀ heteroaryl group.

10. The amine-based compound of claim 9, wherein Ar_e is a phenyl group, a biphenyl group, a naphthyl group, an anthryl group, a phenanthrenyl group, a pyrenyl group, or a fluorenyl group that are substituted with at least one electron withdrawing group selected from the group consisting of —F; —CN; —NO₂; a C₁-C₂₀ alkyl group substituted with at least one —F; a pyridinyl group, a pyrazinyl group, a pyrimidinyl group, a quinolinyl group, an isoquinolinyl group, a quinazoliny group, a triazinyl group, a benzoimidazolyl group, a carbazolyl group; a pyridinyl group, a pyrazinyl group, a pyrimidinyl group, a quinolinyl group, an isoquinolinyl group, a quinazoliny group, a phthalazinyl group, a triazinyl group, a benzoimidazolyl group, and a carbazolyl group that are substituted with at least one of a deuterium atom, —F, —Cl, —Br, —I, —CN, a hydroxyl group, —NO₂, an amino group, an amidino group, hydrazine, hydrazone, a carboxyl group or a salt thereof, a sulfonic acid group or a salt thereof, phosphoric acid or a salt thereof, a C₁-C₂₀ alkyl group, a C₁-C₂₀ alkoxy group, a phenyl group, a naphthyl group, an anthryl group, a phenanthrenyl group, a pyrenyl group, a pyridinyl group, a triazinyl group, and a carbazolyl group.

11. The amine-based compound of claim 1, wherein X₁ is a substituted or unsubstituted phenylene group, a substituted or unsubstituted pentalenylene group, a substituted or unsubstituted indenylene group, a substituted or unsubstituted naphthylene group, a substituted or unsubstituted azulenylenylene group, a substituted or unsubstituted heptalenylene group, a substituted or unsubstituted indacenylene group, a substituted or unsubstituted acenaphthylenylene group, a substituted or unsubstituted fluorenylenylene group, a substituted or unsubstituted phenalenylene group, a substituted or unsubstituted phenanthrenylene group, a substituted or unsubstituted anthrylene group, a substituted or unsubstituted fluoranthenylene group, a substituted or unsubstituted triphenylenylene group, a substituted or unsubstituted pyrenylene group, a substituted or unsubstituted chrysenylene group, a substituted or unsubstituted naphthacenylene group, a substituted or unsubstituted picenylene group, a substituted or unsubstituted perylenylene group, a substituted or unsubstituted pentaphenylenylene group, a substituted or unsubstituted hexacenylene group, a substituted or unsubstituted pyrrolylene group, a substituted or unsubstituted pyrazolylenylene group, a

139

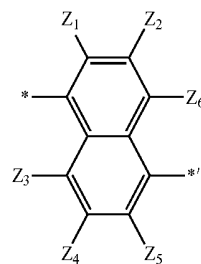
substituted or unsubstituted imidazolylene group, a substituted or unsubstituted imidazolylene group, a substituted or unsubstituted imidazopyridinylene group, a substituted or unsubstituted imidazopyrimidinylene group, a substituted or unsubstituted pyridinylene group, a substituted or unsubstituted pyrazinylene group, a substituted or unsubstituted pyrimidinylene group, a substituted or unsubstituted indolylene group, a substituted or unsubstituted purinylene group, a substituted or unsubstituted quinolinylene group, a substituted or unsubstituted phthalazinylene group, a substituted or unsubstituted indolizinylenylene group, a substituted or unsubstituted naphthyridinylene group, a substituted or unsubstituted quinazolinylene group, a substituted or unsubstituted cinnolinylene group, a substituted or unsubstituted indazolylene group, a substituted or unsubstituted phenazinylene group, a substituted or unsubstituted phenanthridinylene group, a substituted or unsubstituted pyranylene group, a substituted or unsubstituted chromenylene group, a substituted or unsubstituted furanylene group, a substituted or unsubstituted benzofuranylene group, a substituted or unsubstituted thiophenylene group, a substituted or unsubstituted benzothiophenylene group, a substituted or unsubstituted isothiazolylene group, a substituted or unsubstituted benzimidazolylene group, a substituted or unsubstituted isoxazolylene group, a substituted or unsubstituted dibenzothiophenylene group, a substituted or unsubstituted dibenzofuranylene group, a substituted or unsubstituted triazinylene group, a substituted or unsubstituted oxadiazolylene group, a substituted or unsubstituted pyridazinylene group, a substituted or unsubstituted triazolylene group, or a substituted or unsubstituted tetrazolylene group.

12. The amine-based compound of claim 1, wherein X₁ is a group represented by one of Formulae 5(1) to 5(16) below:

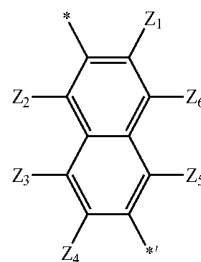
140

-continued

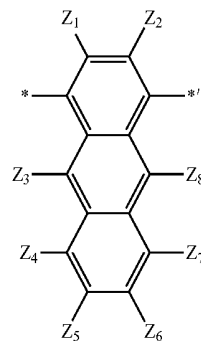
Formula 5(4)



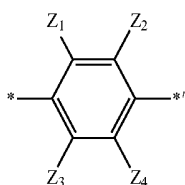
Formula 5(5)



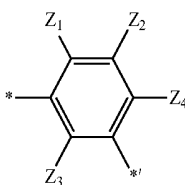
Formula 5(6)



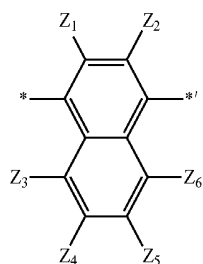
Formula 5(1)



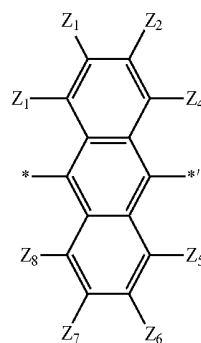
Formula 5(2)



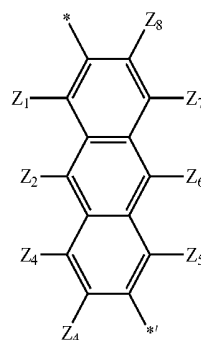
Formula 5(3)



Formula 5(7)

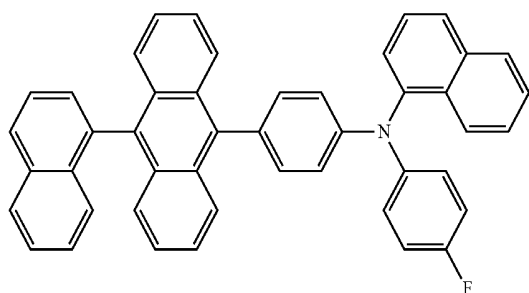
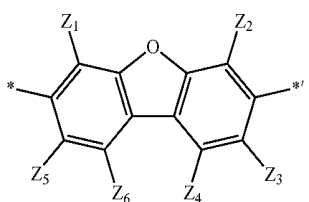
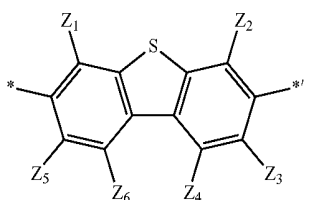
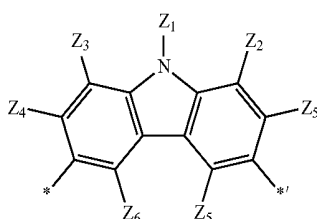
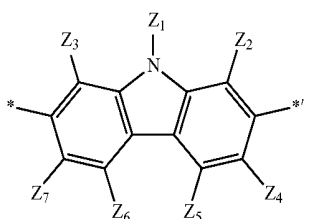
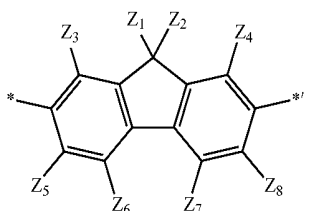
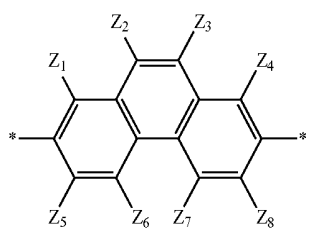


Formula 5(8)



141

-continued

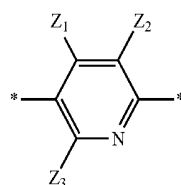


142

-continued

Formula 5(9)

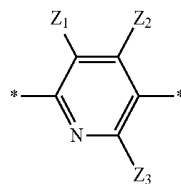
5



Formula 5(10)

10

15



Formula 5(11)

20

25

Formula 5(12)

30

35

Formula 5(13)

40

Formula 5(14)

45

50

Formula 5(15)

Formula 5(16)

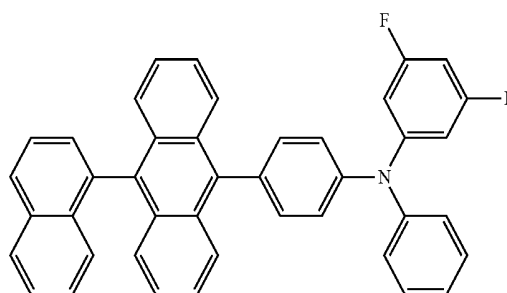
wherein, in Formulae 5(1) to 5(16), Z₁ to Z₈ are each independently one of a hydrogen atom; a deuterium atom; —F; —Cl; —Br; —I; —CN; a hydroxyl group; —NO₂; an amino group; an amidino group; hydrazine; hydrazone; a carboxyl group or a salt thereof; a sulfonic acid group or a salt thereof; phosphoric acid or a salt thereof; a C₁-C₂₀ alkyl group; a C₁-C₂₀ alkoxy group; a C₁-C₂₀ alkyl group and a C₁-C₂₀ alkoxy groups that are substituted with at least one of a deuterium atom, —F, —Cl, —Br, —I, —CN, a hydroxyl group, —NO₂, an amino group, an amidino group, hydrazine, hydrazone, a carboxyl group or a salt thereof, sulfonic acid group or a salt thereof, and phosphoric acid or a salt thereof; a C₆-C₂₀ aryl group; a C₂-C₂₀ heteroaryl group; and a C₆-C₂₀ aryl group and a C₂-C₂₀ heteroaryl group that are substituted with at least one of a deuterium atom, —F, —Cl, —Br, —I, —CN, a hydroxyl group, —NO₂, an amino group, an amidino group, hydrazine, hydrazone, a carboxyl group or a salt thereof, a sulfonic acid group or a salt thereof, phosphoric acid or a salt thereof, a C₁-C₂₀ alkyl group, a C₁-C₂₀ alkoxy group, a C₆-C₂₀ aryl group and a C₂-C₂₀ heteroaryl group;

wherein * indicates a binding site to anthracene in Formula 1; and

wherein *' indicates a binding site to N in Formula 1.

13. The amine-based compound of claim 1, wherein the amine-based compound is one of Compounds 1 to 99 below:

1

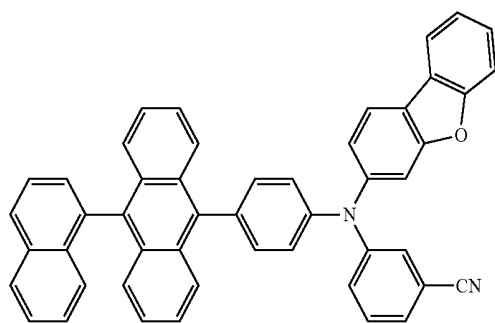
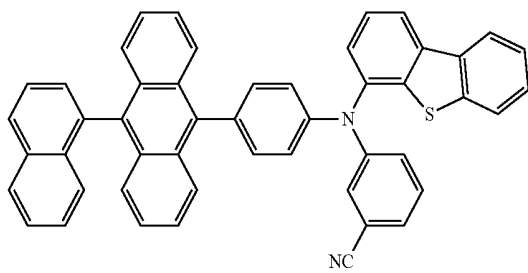
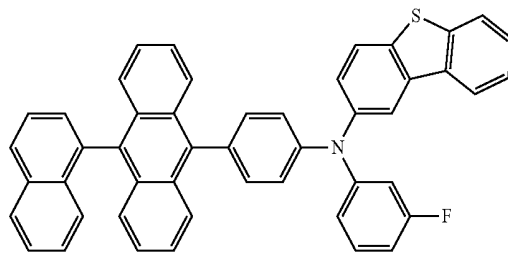
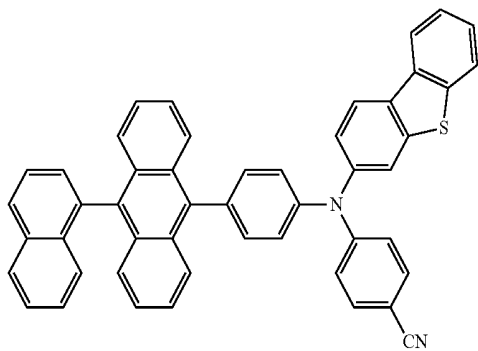
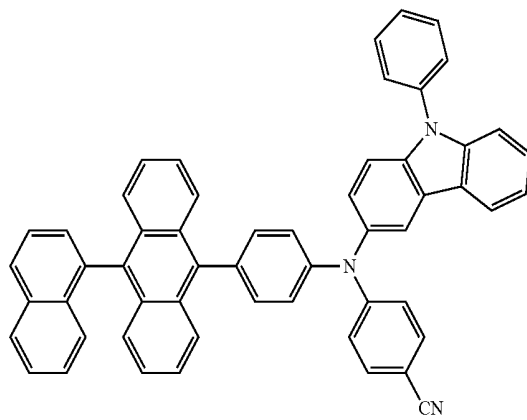
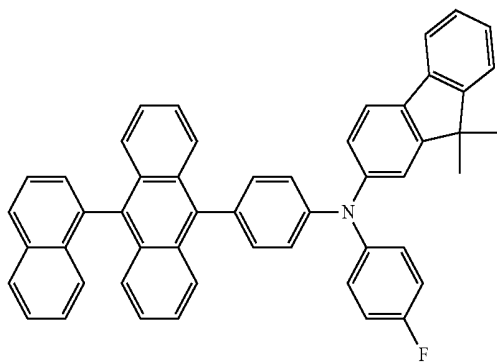
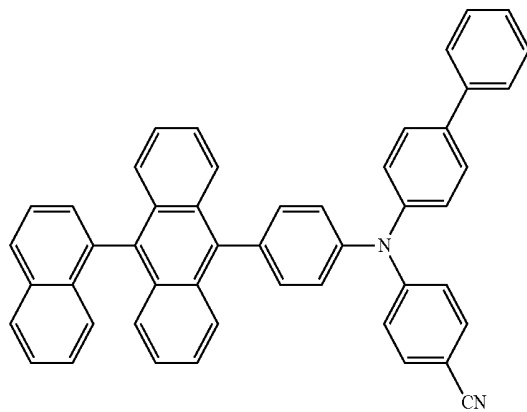
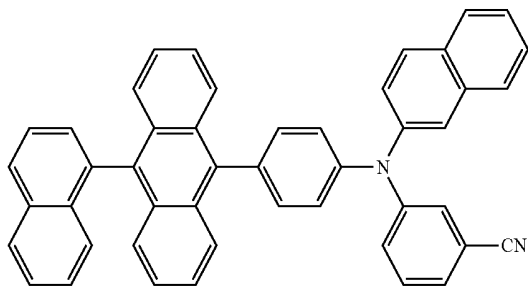


2

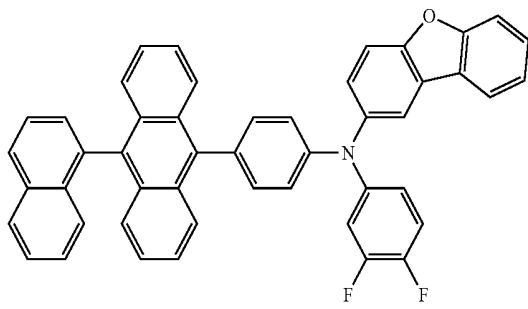
143

144

-continued



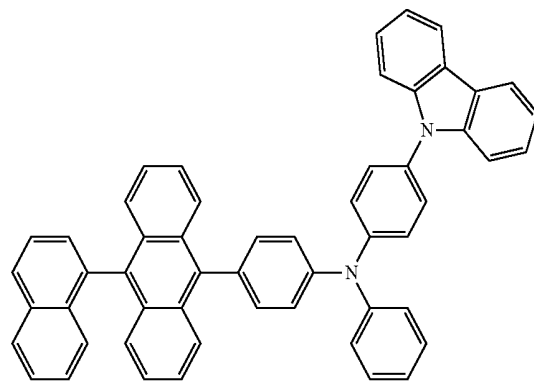
145



-continued

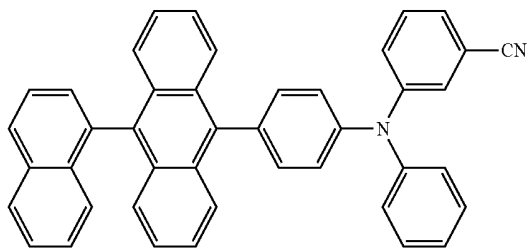
11

146

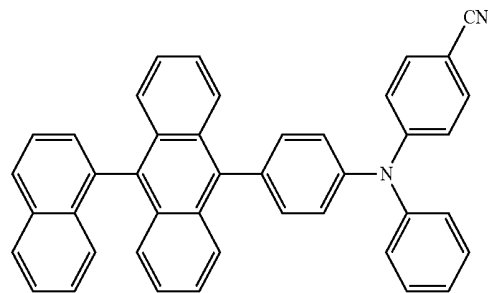


12

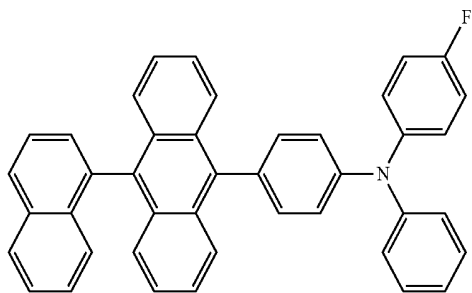
13



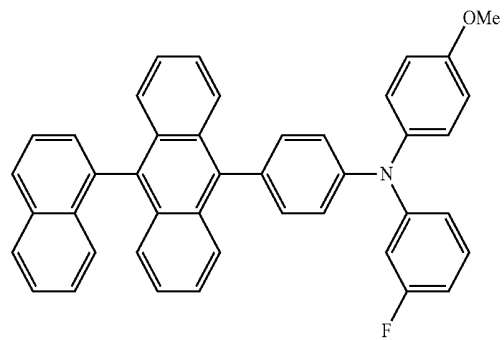
14



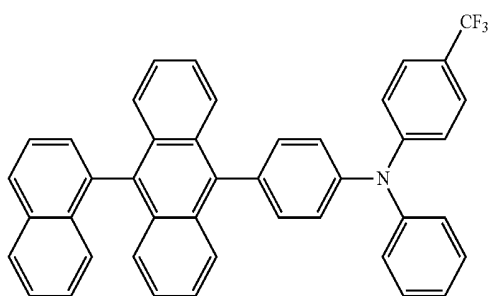
15



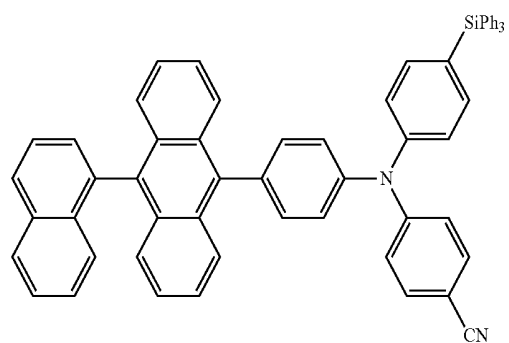
16



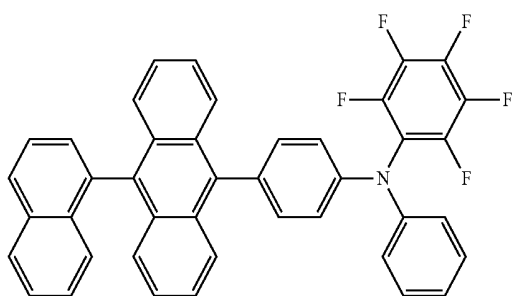
17



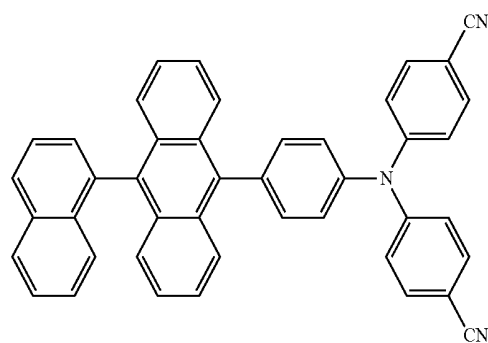
18



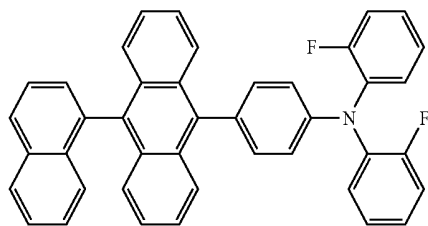
19



20



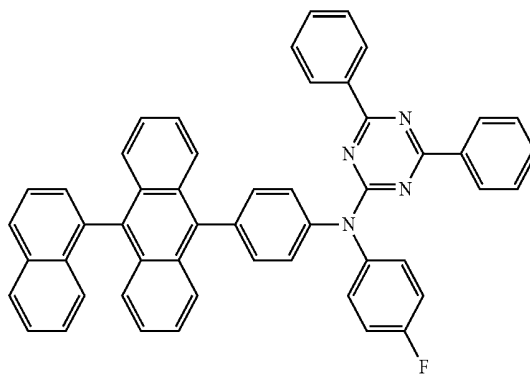
147



-continued

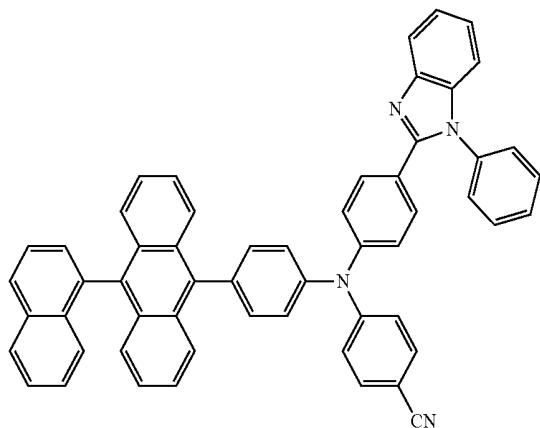
21

148

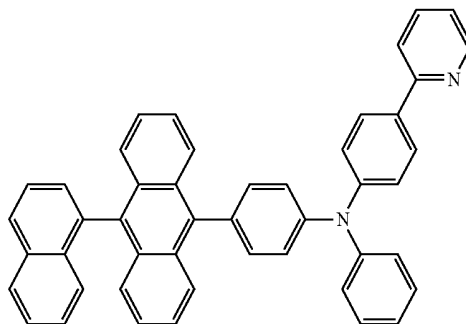


22

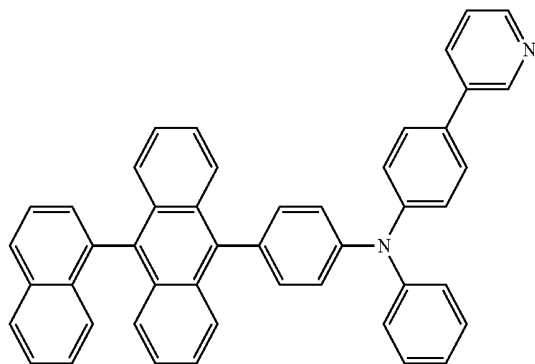
23



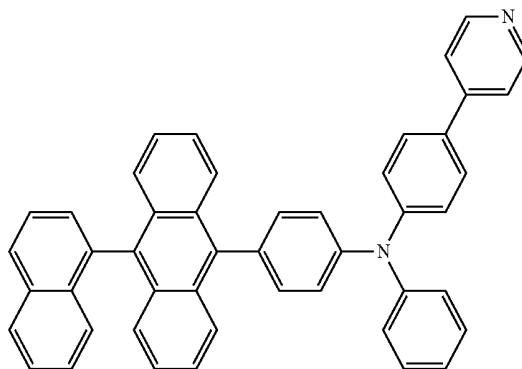
24



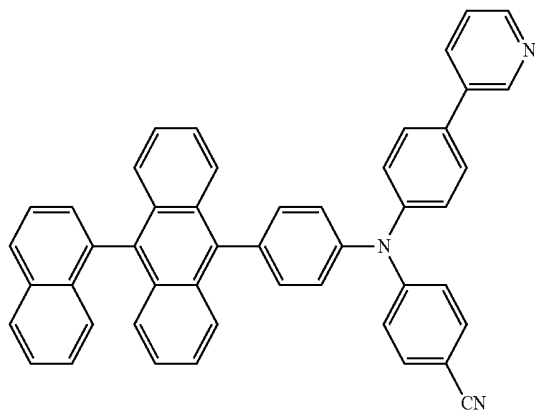
25



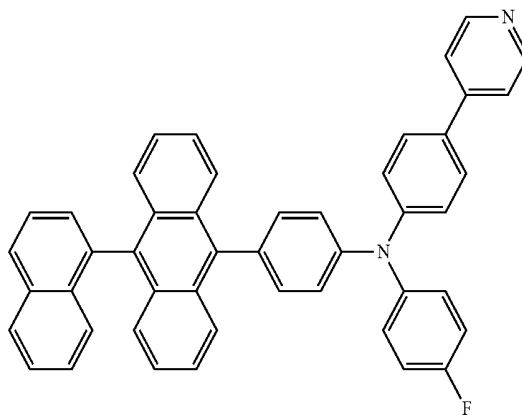
26



27



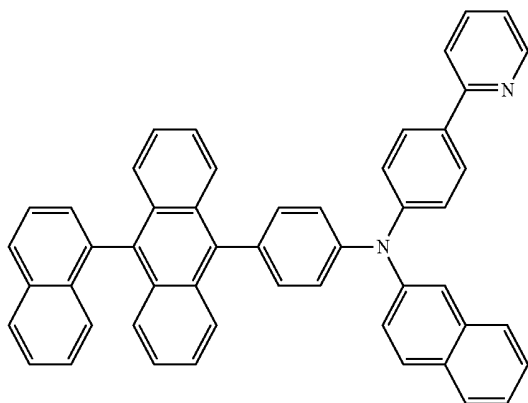
28



149

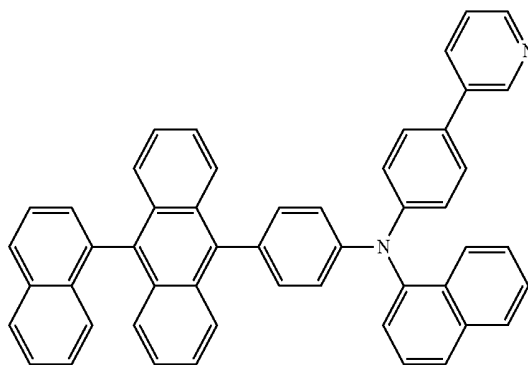
-continued

29

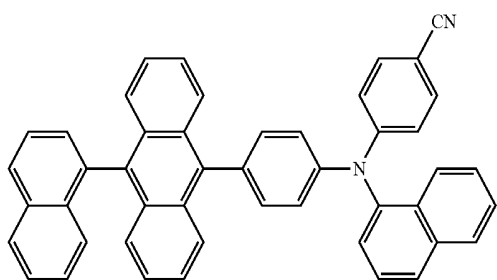


150

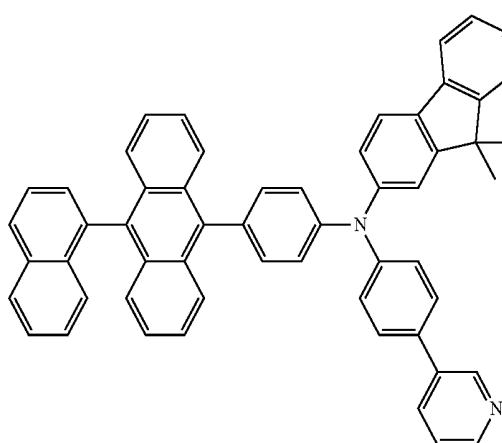
30



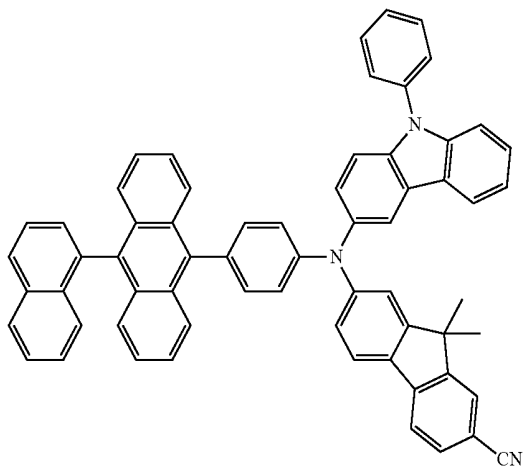
31



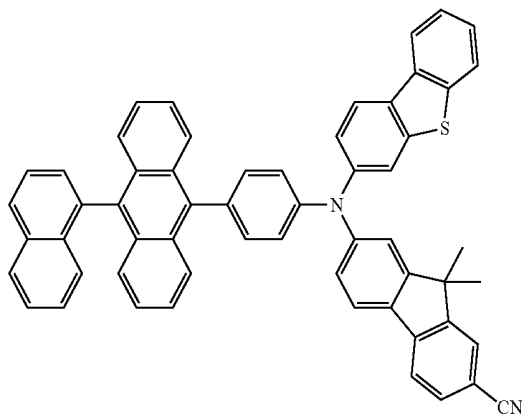
32



33



34



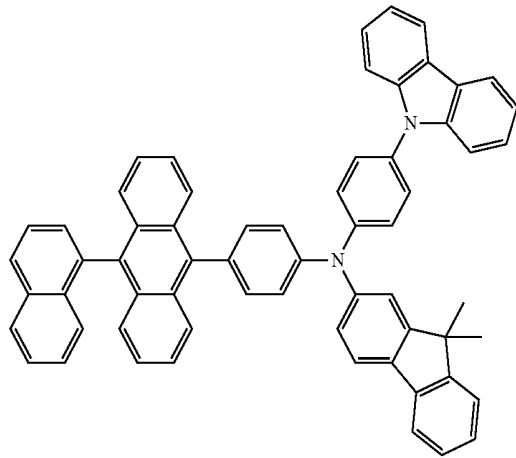
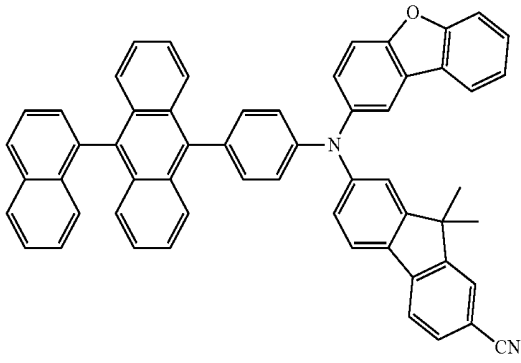
151

152

-continued

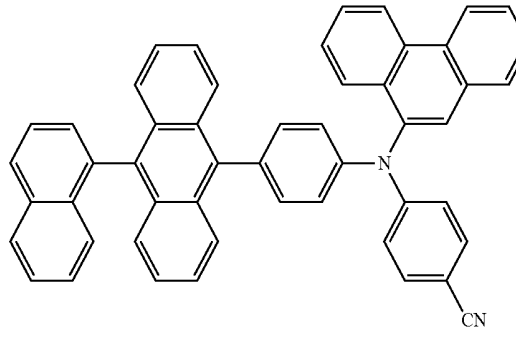
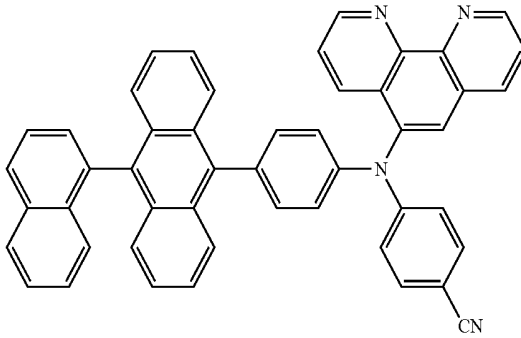
35

36



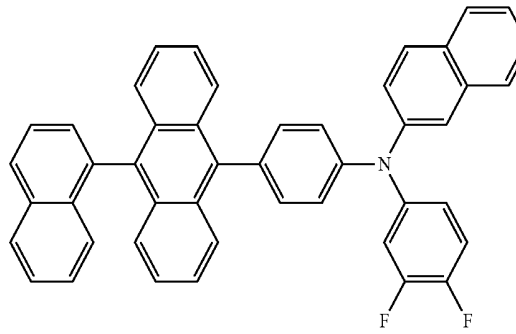
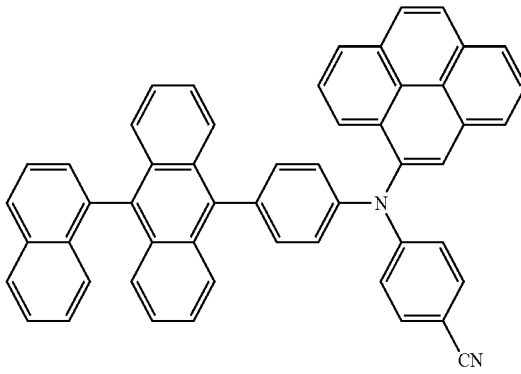
37

38



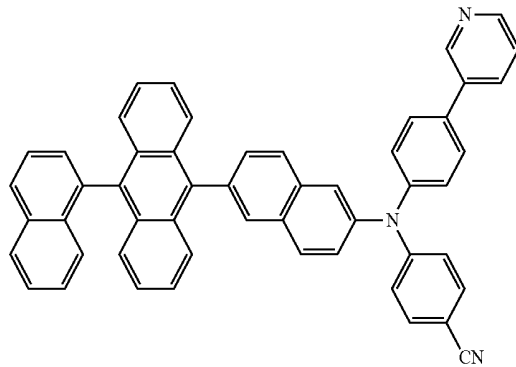
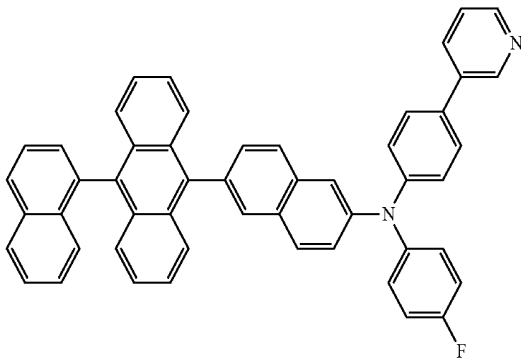
39

40



41

42



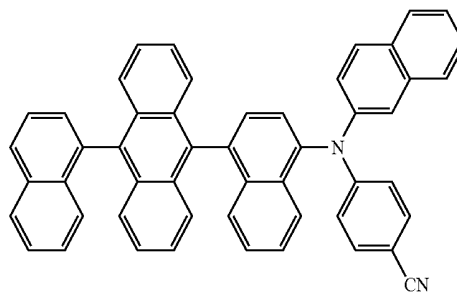
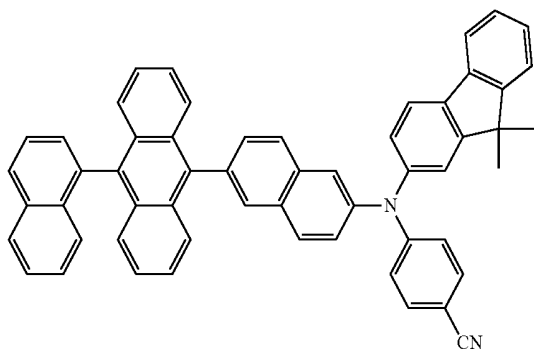
153

154

-continued

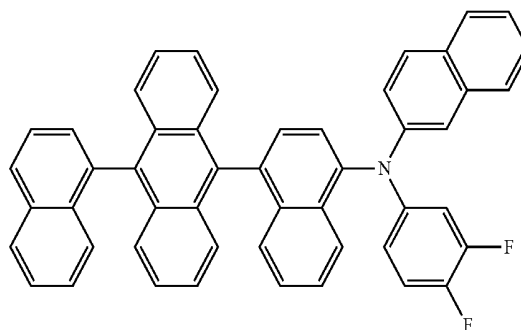
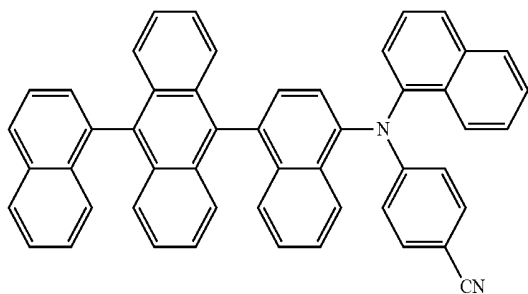
43

44



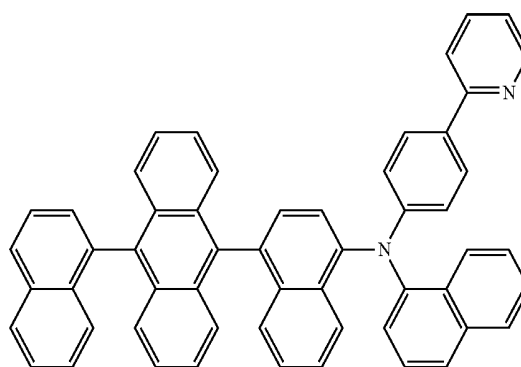
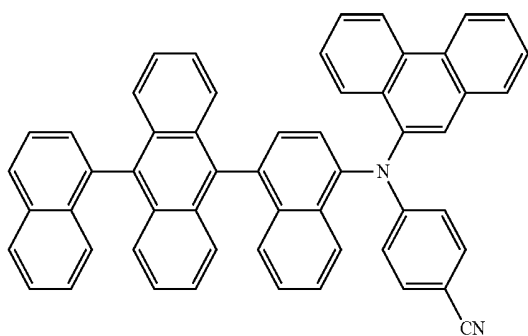
45

46



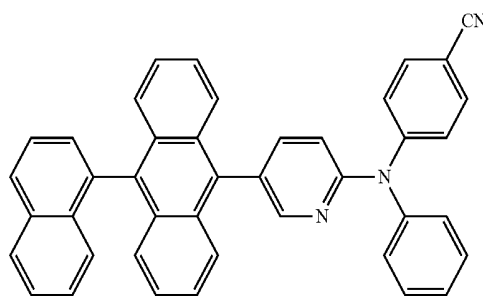
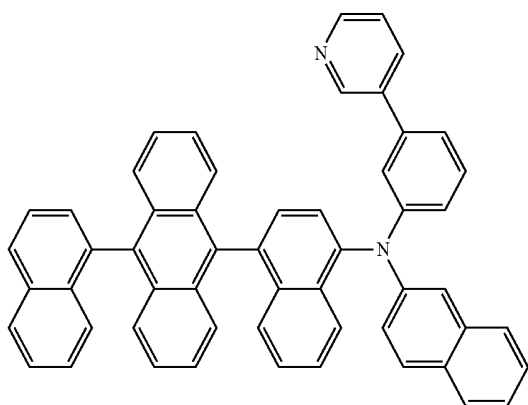
47

48



49

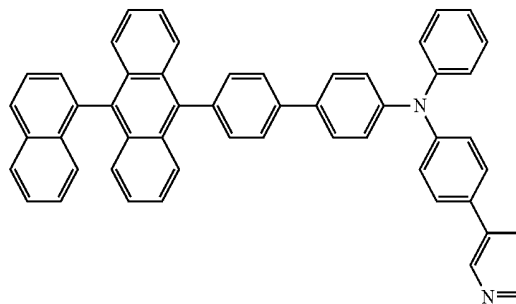
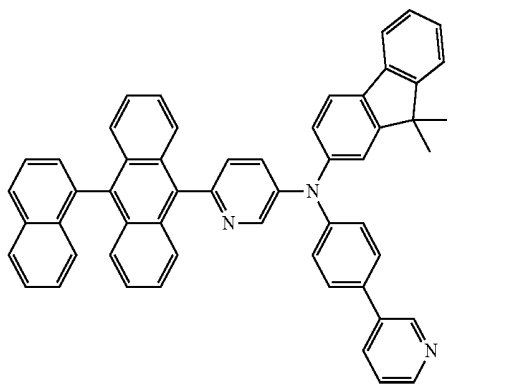
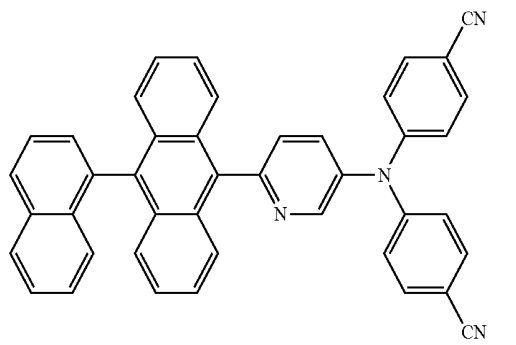
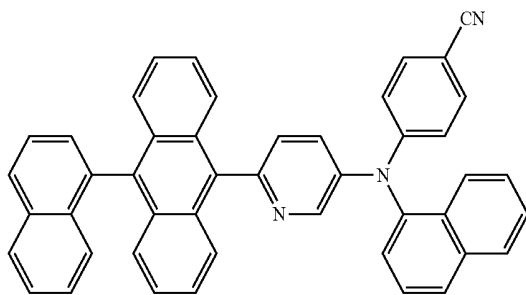
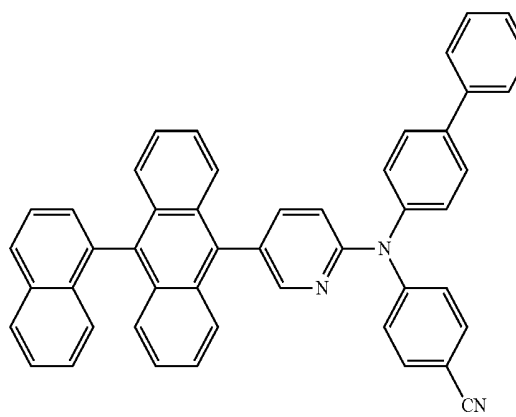
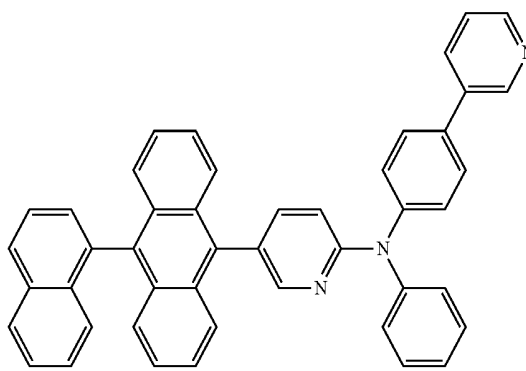
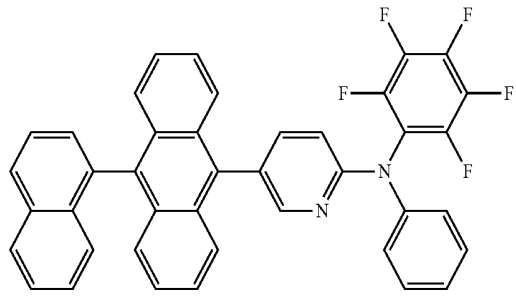
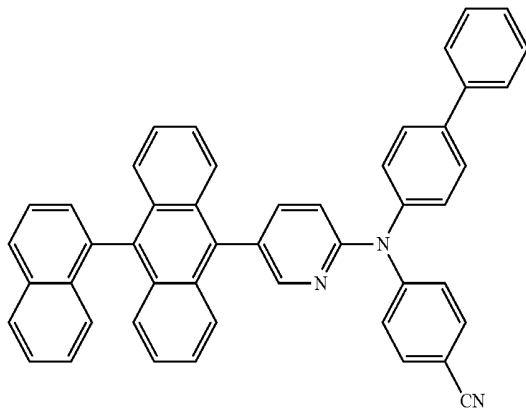
50



155

156

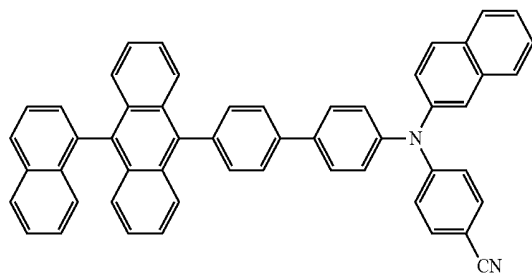
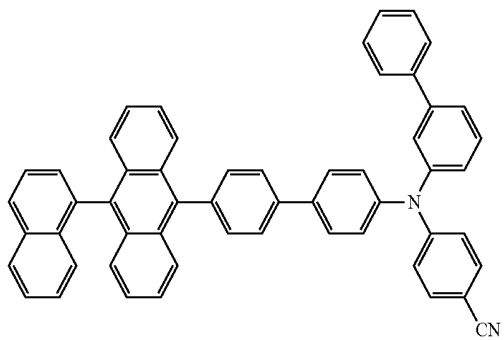
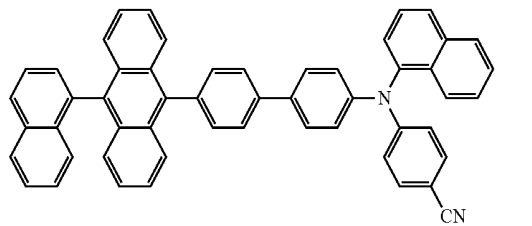
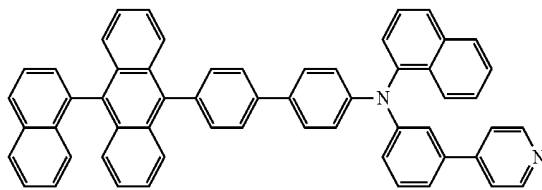
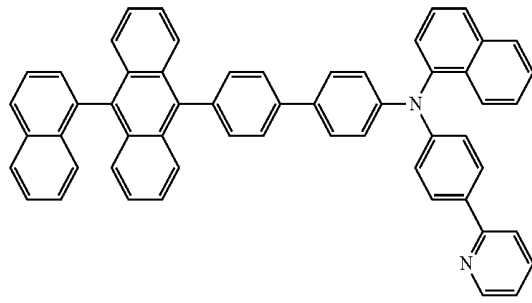
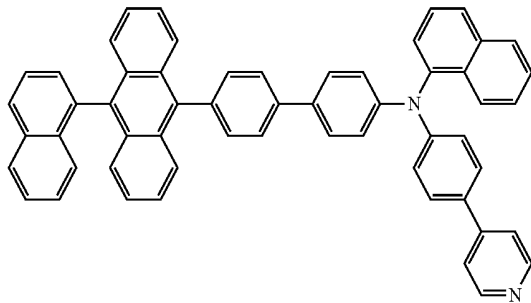
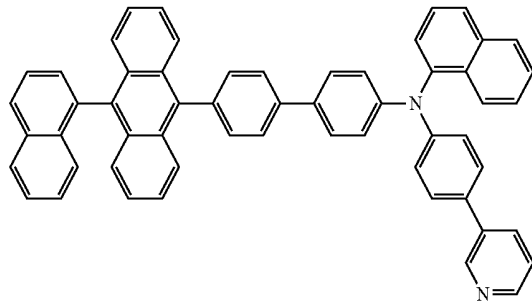
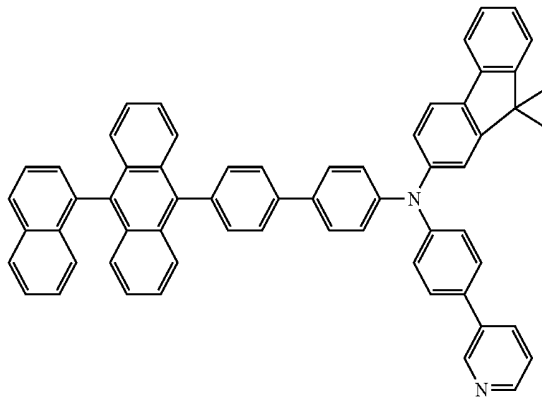
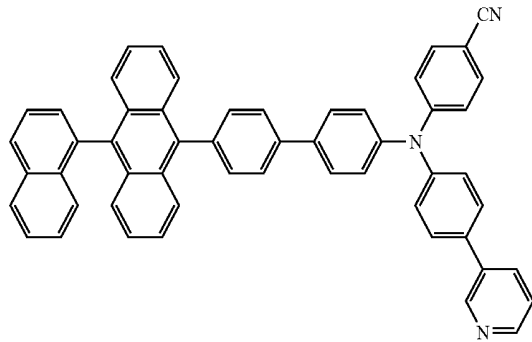
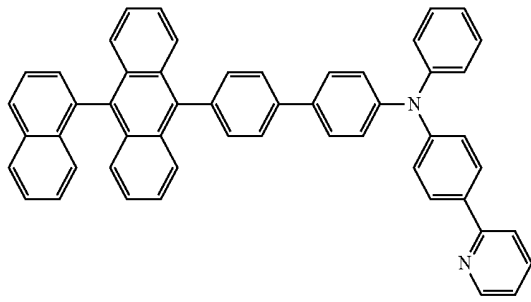
-continued



157

158

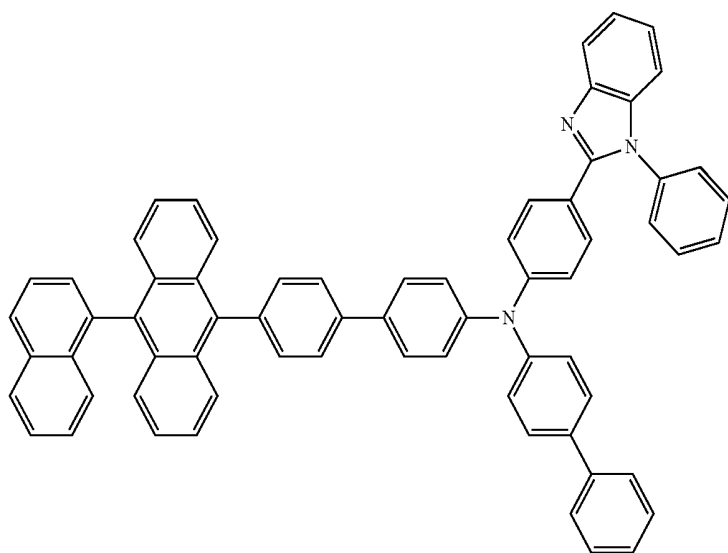
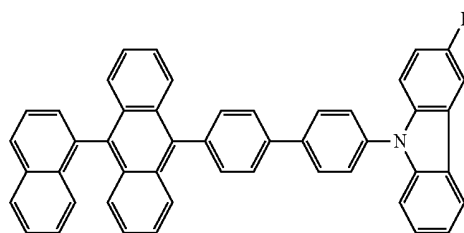
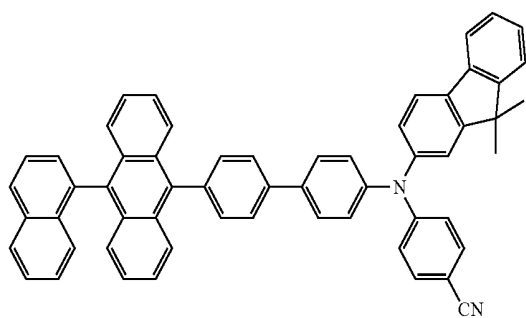
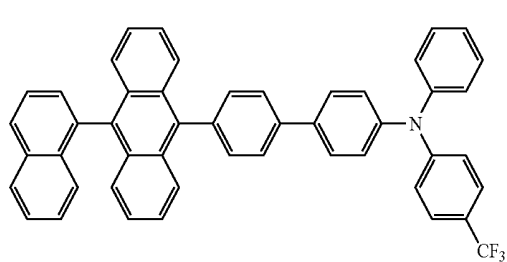
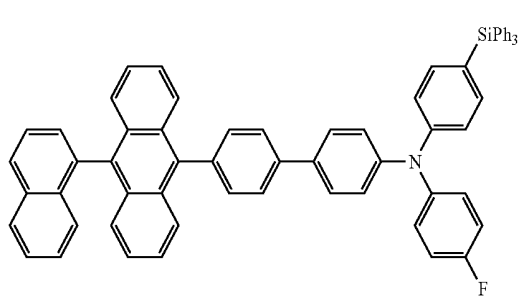
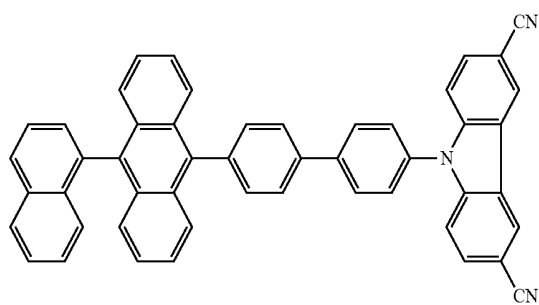
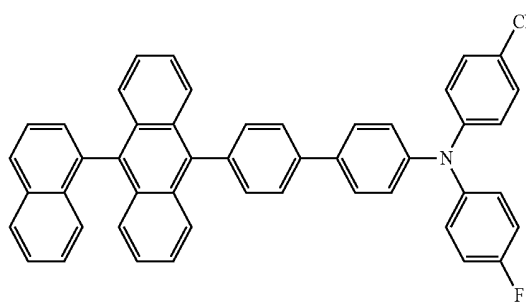
-continued



159

160

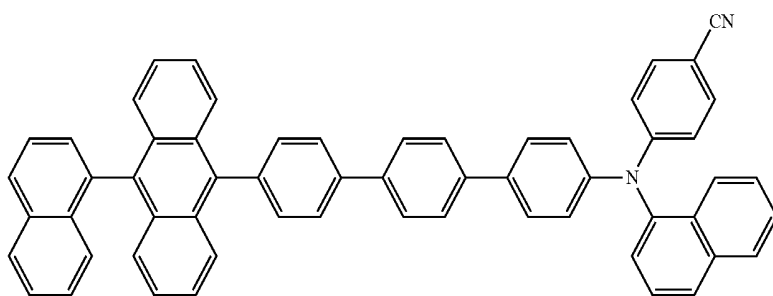
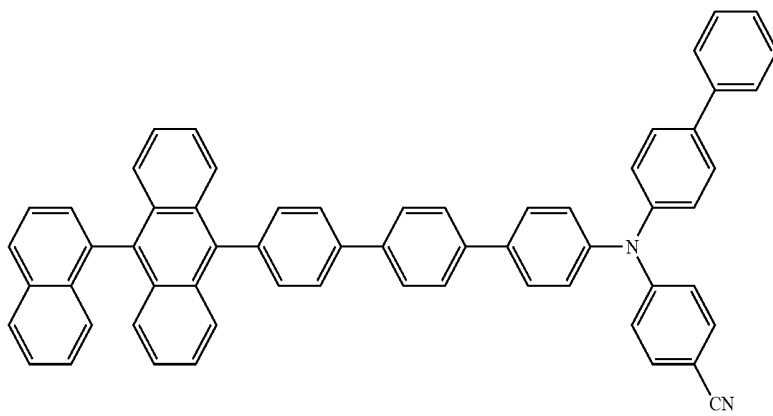
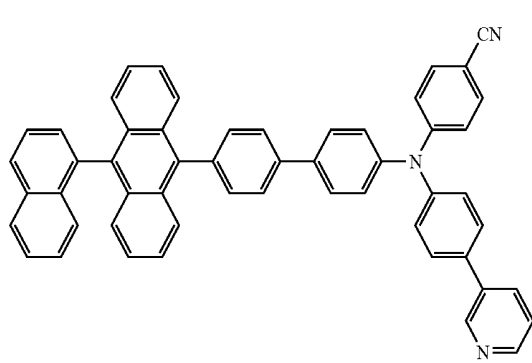
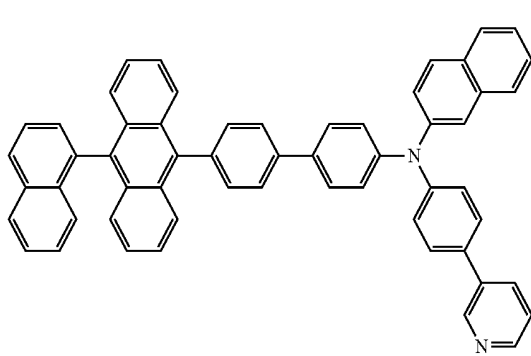
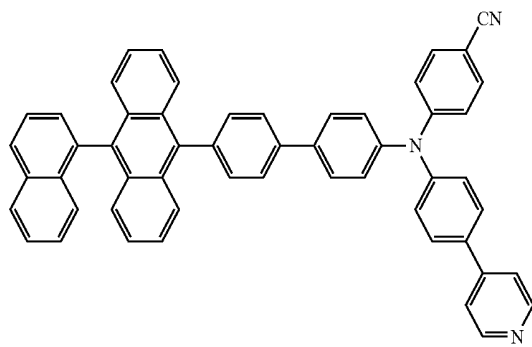
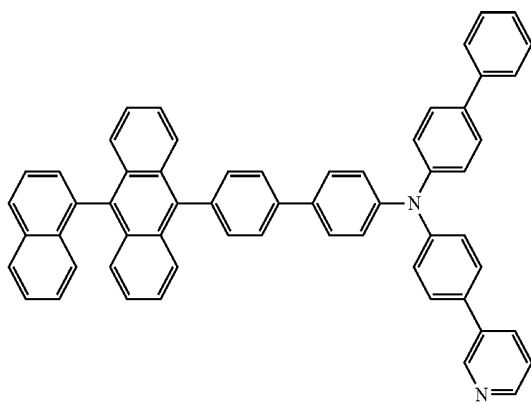
-continued



161

162

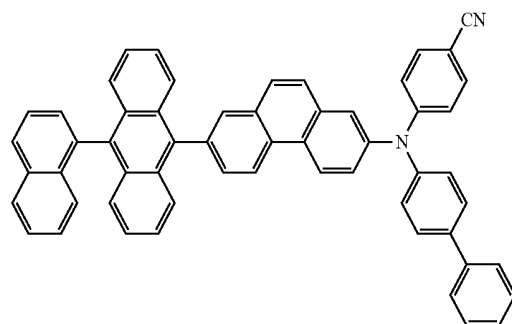
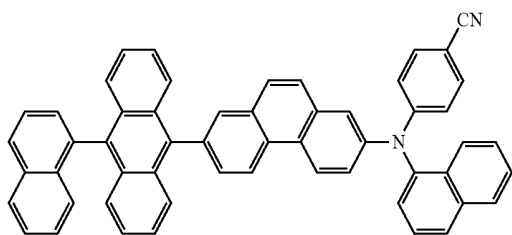
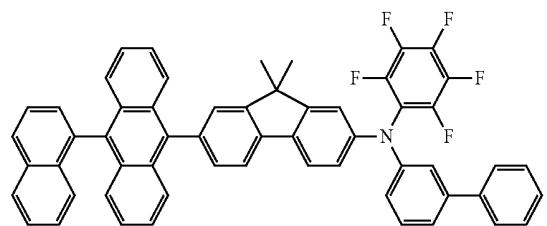
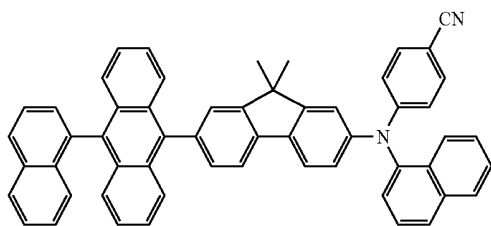
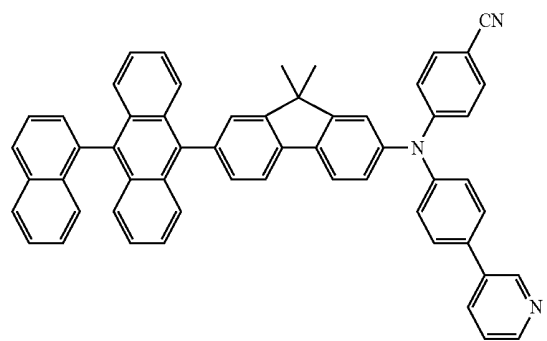
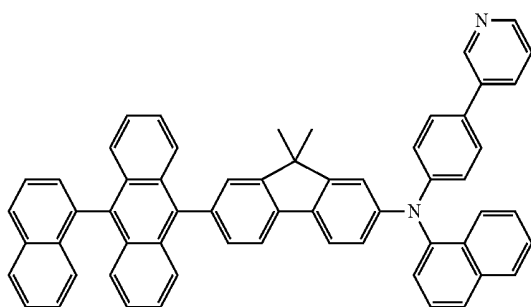
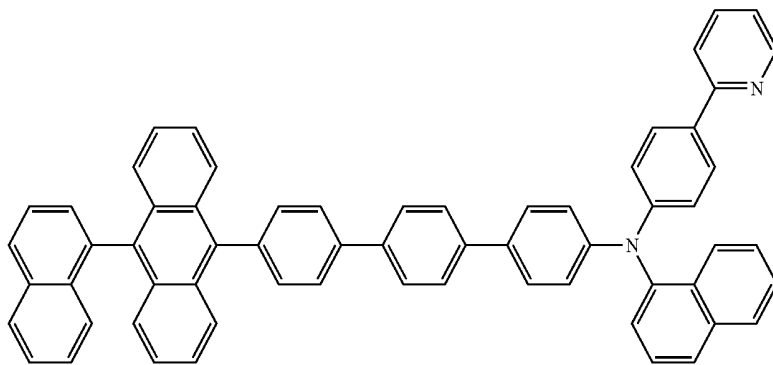
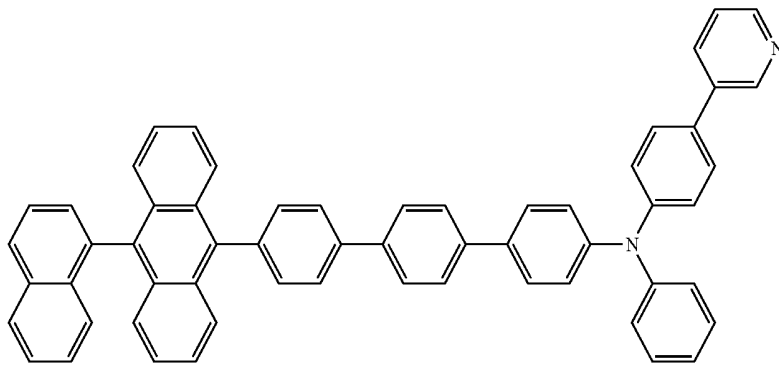
-continued



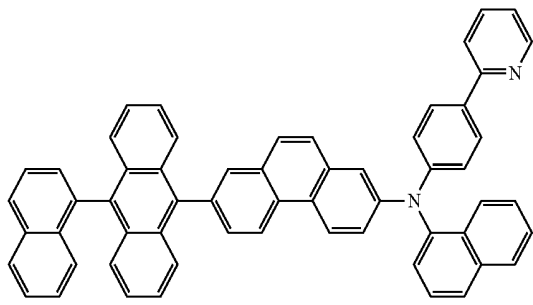
163

164

-continued

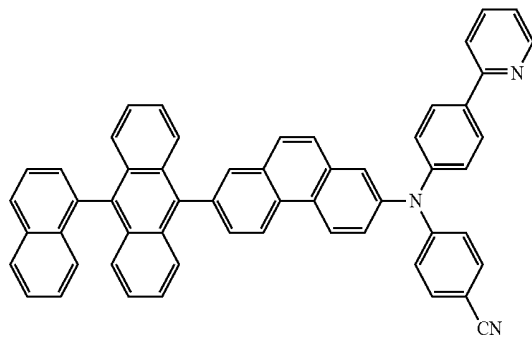


165

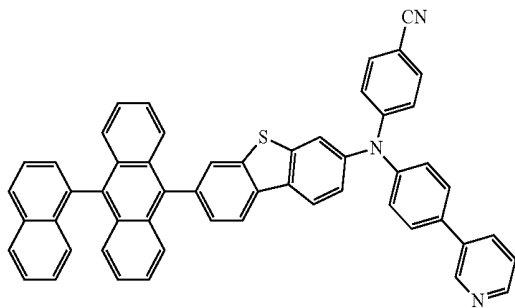


-continued
90

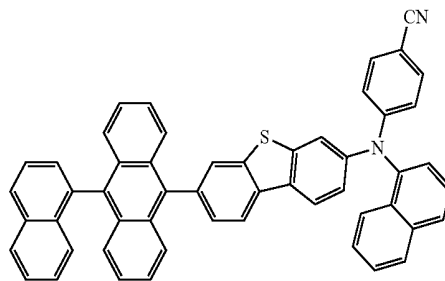
166



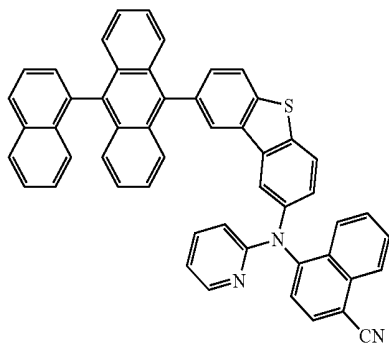
91



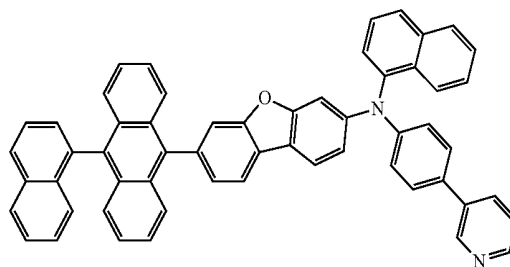
92



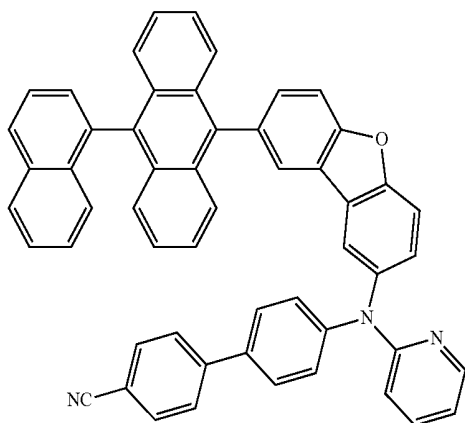
93



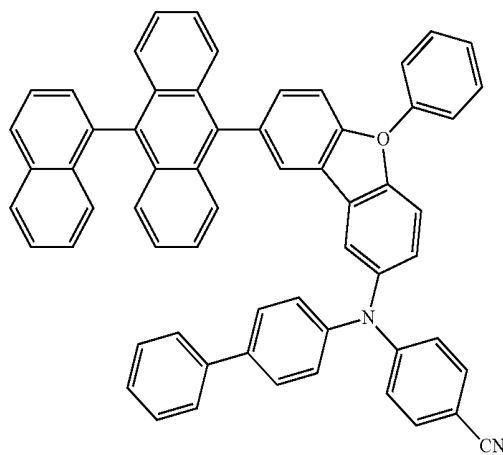
94



95

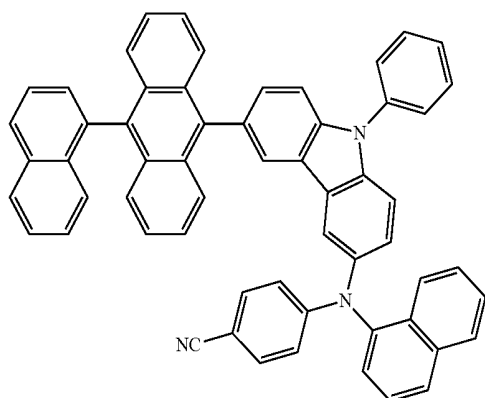


96

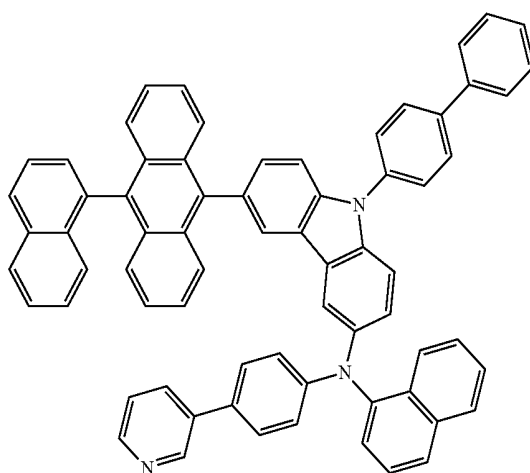


97

167

-continued
98

168



99

14. An organic light-emitting diode comprising a first electrode, a second electrode disposed opposite to the first electrode, and an organic layer disposed between the first electrode and the second electrode, the organic layer comprising at least one of the amine-based compounds of claim 1. 25

15. The organic light-emitting diode of claim 14, wherein the organic layer comprises at least one of a hole injection layer, a hole transport layer, a functional layer having both hole injection and hole transport capabilities, a buffer layer, an electro blocking layer, an emission layer, a hole blocking layer, an electron transport layer, an electron injection layer, and a functional layer having both electron injection and electron transport capabilities. 30

16. The organic light-emitting diode of claim 15, wherein the organic layer comprises an electron transport layer, and the amine-based compound is included in the electron transport layer. 35

17. The organic light-emitting diode of claim 16, wherein the electron transport layer further comprises a metal complex.

18. The organic light-emitting diode of claim 17, wherein the metal complex comprises lithium quinolate.

19. The organic light-emitting diode of claim 15, wherein the organic layer comprises an emission layer, and the amine-based compound is included in the emission layer.

20. The organic light-emitting diode of claim 15, wherein the organic layer comprises at least one of a hole injection layer, a hole transport layer, and a functional layer having both hole injection and hole transport capabilities, and the at least one of the hole injection layer, the hole transport layer, and the functional layer having both hole injection and hole transport capabilities comprises a p-dopant.

* * * * *

专利名称(译)	胺类化合物和包括其的有机发光二极管		
公开(公告)号	US9181474	公开(公告)日	2015-11-10
申请号	US13/598489	申请日	2012-08-29
[标]申请(专利权)人(译)	金荣KOOK HWANG SEOK HWAN JUNG HYE JIN LIM JINØ 韩相HYUN JEONG EUN JAE 金秀YON 俊园HA 李恩YOUNG 李钟赫		
申请(专利权)人(译)	KIM , YOUNG-KOOK HWANG , SEOK-HWAN JUNG , HYE-JIN LIM , JIN-O HAN , SANG-HYUN 郑某 , EUN-JAE KIM , SOO-YON PARK , JUN-HA LEE , EUN-YOUNG LEE , JONG赫		
当前申请(专利权)人(译)	三星DISPLAY CO. , LTD.		
[标]发明人	KIM YOUNG KOOK HWANG SEOK HWAN JUNG HYE JIN LIM JIN O HAN SANG HYUN JEONG EUN JAE KIM SOO YON PARK JUN HA LEE EUN YOUNG LEE JONG HYUK		
发明人	KIM, YOUNG-KOOK HWANG, SEOK-HWAN JUNG, HYE-JIN LIM, JIN-O HAN, SANG-HYUN JEONG, EUN-JAE KIM, SOO-YON PARK, JUN-HA LEE, EUN-YOUNG LEE, JONG-HYUK		
IPC分类号	H01L51/50 C07C211/56 C07D333/76 C07C255/58 C07D213/74 H05B33/10 C09K11/06 C07C211/59 C07F7/08 C07D307/91 C07D213/36 C07D209/88 C07C217/92 C07C211/61 H01L51/00		

CPC分类号	C09K11/06 C07C211/56 C07C211/59 C07C211/61 C07C217/92 C07C255/58 C07D209/88 C07D213/36 C07D213/74 C07D307/91 C07D333/76 C07F7/0809 H01L51/006 H05B33/10 C07C2103/18 C07C2103/24 C07C2103/26 C07C2103/50 C09K2211/1007 C09K2211/1011 C09K2211/1014 H01L51/0058 H01L51/0081 C07C2603/18 C07C2603/24 C07C2603/26 C07C2603/50 C07F7/0805
审查员(译)	CLARK , GREGORY
优先权	1020120012532 2012-02-07 KR 1020120061676 2012-06-08 KR
其他公开文献	US20130200338A1
外部链接	Espacenet USPTO

摘要(译)

胺类化合物和包含胺类化合物的有机发光二极管。

